


**Regulation (EU) No 528/2012
concerning the making available on the
market and use of biocidal products**

Evaluation of active substances

Assessment Report



Polyhexamethylene biguanide
(Mn = 1600; PDI = 1.8)
(PHMB)

Product-type 2:
Disinfectants and algaecides not intended
for direct application to humans or animals

June 2015

France

TABLE OF CONTENTS

1	STATEMENT OF SUBJECT MATTER AND PURPOSE	4
1.1	<i>Procedure followed</i>-----	4
1.2	<i>Purpose of the assessment</i>-----	4
2	OVERALL SUMMARY AND CONCLUSIONS	6
2.1	<i>General substance information / General product information</i> -----	6
2.1.1	Identity, Physico-chemical properties & Methods of analysis of the active substance-----	6
2.1.1.1	Identity	6
2.1.1.2	Physico-chemical properties	9
2.1.1.3	Methods of analysis.....	9
2.1.2	Identity, Physico-chemical properties & Methods of analysis of the biocidal product	10
2.1.2.1	Identity	10
2.1.2.2	Physico-chemical properties	11
2.1.2.3	Methods of analysis.....	11
2.1.3	Intended uses and efficacy -----	11
2.1.3.1	Field of use envisaged	11
2.1.3.2	Function	11
2.1.3.3	Mode of action.....	11
2.1.3.4	Objects to be protected, target organisms.....	12
2.1.3.5	Resistance	13
2.1.4	Classification and labelling -----	14
2.1.4.1	Proposed classification of the active substance as manufactured: PHMB 20% in water and of the products VANTOCIL TG and BAQUACIL PHMB	14
2.1.4.2	Harmonised classification for the active substance: PHMB	14
2.2	<i>Summary of the risk assessment</i> -----	16
2.2.1	Summary of human health risk assessments-----	16
2.2.1.1	Hazard identification.....	16
2.2.1.2	Relevant exposure pathways	18
2.2.1.3	Bathing water (BAQUACIL PHMB)	19
2.2.1.3.1	Primary exposure (Pool treatment).....	19
2.2.1.3.2	Secondary exposure as a result of use	22
2.2.1.4	Medical Equipment (VANTOCIL TG)	24
2.2.1.4.1	Primary exposure	24
2.2.1.4.2	Secondary exposure as a result of use	27
2.2.1.5	Ready to use wipes for small scale disinfection	27
2.2.1.5.1	Primary exposure	28
2.2.1.5.2	Secondary exposure as a result of use	29
2.2.1.6	Overall conclusion for human health.....	30
2.2.2	Summary of Environmental Risk Assessments-----	37
2.2.2.1	Fate and distribution in the environment	37
2.2.2.1.1	Abiotic degradation	37
2.2.2.1.2	Biodegradation	37
2.2.2.1.3	Distribution	39
2.2.2.1.4	Accumulation.....	39
2.2.2.2	Effects assessment on environmental organisms (active substance)	39
2.2.2.2.1	Aquatic organisms.....	39
2.2.2.2.2	Inhibition of aquatic microbial activity.....	40
2.2.2.2.3	Sediment dwelling organisms	40

2.2.2.2.4	Terrestrial compartment	40
2.2.2.3	Summary of PNEC values.....	41
2.2.2.4	Environmental effect assessment (product)	41
2.2.2.5	PBT, Endocrine Disrupting (ED) and POP assessment.....	41
2.2.2.5.1	Persistence criteria	41
2.2.2.5.2	Bioaccumulation criteria.....	42
2.2.2.5.3	Toxicity criteria	42
2.2.2.5.4	ED properties	43
2.2.2.5.5	POP assessment.....	43
2.2.2.6	Environmental exposure assessment	44
2.2.2.7	Risk characterisation	46
2.2.2.7.1	Aquatic compartment	49
2.2.2.7.2	Sewage treatment plant organisms	49
2.2.2.7.3	Atmosphere.....	50
2.2.2.7.4	Terrestrial compartment	50
2.2.2.7.5	Groundwater	50
2.2.2.7.6	Non compartment specific effects relevant to the food chain (secondary poisoning)	51
2.2.2.8	Overall conclusion of the environmental risk assessment	51
2.2.3	Assessment of endocrine disruptor properties	54
2.3	Overall conclusion of the risk assessment.....	55
3	APPENDICES	57
	Appendix I: List of endPoints	57
	Appendix II: List of intended uses	74
	Appendix III: List of standard abbreviations.....	76
	Appendix IV: Summary of the results of the public consultation	83

1 STATEMENT OF SUBJECT MATTER AND PURPOSE

1.1 PROCEDURE FOLLOWED

This Assessment Report has been established as a result of the evaluation of the active substance Polyhexamethylene biguanide with a mean number-average molecular weight (Mn) of 1600 and a mean polydispersity (PDI) of 1.8, i.e. PHMB (1600; 1.8), as product-type 2 (disinfectants and algacides not intended for direct application to humans or animals), carried out in the context of the work programme for the review of existing active substances provided for in Article 89 of Regulation (EU) No 528/2012 concerning the making available on the market and use of biocidal products¹, with a view to the possible approval of this substance.

PHMB (1600; 1.8) (CAS no. 27083-27-8 and 32289-58-0) was notified as an existing active substance, by Lonza (previously Arch Chemicals Ltd.), hereafter referred to as the applicant, in product-type 2.

Commission Regulation (EC) No 1451/2007 of the 4th of December 2007² lays down the detailed rules for the evaluation of dossiers and for the decision-making process.

In accordance with the provisions of Article 3 paragraph 2 of that Regulation, France was designated as Rapporteur Member State (RMS, hereafter referred to as the evaluating Competent Authority, eCA) to carry out the assessment on the basis of the dossier submitted by the applicant. The deadline for submission of a complete dossier for PHMB (1600; 1.8) as an active substance in product-type 2 was the 31st of July 2007 in accordance with Article 9 paragraph 2 of Regulation (EC) No 1451/2007.

On the 30th of July 2007, the French Competent Authority received a dossier from Lonza. The evaluating Competent Authority accepted the dossier as complete for the purpose of the evaluation, taking into account the supported uses, and confirmed the acceptance of the dossier on the 18th of February 2008.

On the 8th of October 2013, the evaluating Competent Authority submitted to the European Chemical Agency (ECHA), hereafter referred to as the Agency, and the applicant a copy of the evaluation report, hereafter referred to as the Competent Authority Report.

In order to review the Competent Authority Report and the comments received on it, consultations of technical experts from all Member States (peer review) were organised by the Agency. Revisions agreed upon were presented at the Biocidal Products Committee and its Working Groups meetings and the Competent Authority Report was amended accordingly.

1.2 PURPOSE OF THE ASSESSMENT

The aim of the Assessment Report is to support a decision on the approval of PHMB (1600; 1.8) for product-type 2, and should it be approved, to facilitate the authorisation of individual biocidal products in product-type 2 that contain PHMB (1600; 1.8). In the evaluation of applications for product-authorisation, the

¹ Regulation (EU) No 528/2012 of the European Parliament and of the Council of 22 May 2012 concerning the making available on the market and use of biocidal products, OJ L 167/1, 27.6.2012, p1.

² OJ L 325, 11.12.2007, p. 3

provisions of Regulation (EU) No 528/2012 shall be applied, in particular the provisions of Chapter IV, as well as the common principles laid down in Annex VI.

The conclusions of this report were reached within the framework of the uses that were proposed and supported by the applicant (see Appendix II). For the implementation of the common principles of Annex VI, the content and conclusions of this assessment report shall be taken into account.

However, where conclusions of this assessment report are based on data protected under the provisions of Regulation (EU) No 528/2012, such conclusions may not be used to the benefit of another applicant, unless access to these data has been granted.

2 OVERALL SUMMARY AND CONCLUSIONS

2.1 GENERAL SUBSTANCE INFORMATION / GENERAL PRODUCT INFORMATION

2.1.1 IDENTITY, PHYSICO-CHEMICAL PROPERTIES & METHODS OF ANALYSIS OF THE ACTIVE SUBSTANCE

2.1.1.1 Identity

Table 2.1-1: Identification of the active substance

CAS-No.	CAS-No : 27083-27-8 and 32289-58-0 It must be noted that CAS number 27083-27-8 is not based on characterisation data. In case of a different PHMB (for example with a weigh distribution outside of the specification of the PHMB assessed in this report) the CAS number will not be able to differentiate the PHMB													
EINECS-No.	Not listed on the EU (EINECS) inventory because PHMB is a polymer. Polymers are exempt from listing on EINECS if the monomers are listed.													
Other No. (CIPAC, ELINCS)	None.													
IUPAC Name	CoPoly(bisiminoimidocarbonyl,hexamethylenehydrochloride),(iminoimidocarbonyl , hexamethylene hydrochloride) or Copoly(5-imino-7-imino-4,6,8-triazaundecamethylene hydrochloride) (5-imino-4,6-diazanonamethylenehydrochloride)													
Common name, synonym	PHMB (1600; 1.8) i.e. polyhexamethylene biguanide with a mean number-average molecular weight (Mn) of 1600 and a mean polydispersity (PDI) of 1.8; Polyhexamethylene biguanide; Poly(hexamethylene) biguanide hydrochloride; polymeric biguanide hydrochloride; "PHMB"; Polyhexanide (International non-proprietary name); Polyaminopropyl Biguanide (INCI)													
Molecular formula	Terminal function- (CH ₂) ₆ - [C ₈ H ₁₈ N ₅ Cl] _n [C ₇ H ₁₆ N ₃ Cl] _m - terminal function Possible terminal functions: - NH ₂ (amine) - C ₂ H ₃ N ₄ (cyanoguanide) - CH ₅ N ₃ Cl (guanidine)													
		<table border="1"> <thead> <tr> <th></th> <th>range</th> <th>average</th> </tr> </thead> <tbody> <tr> <td>m+n</td> <td>2-40</td> <td>11</td> </tr> <tr> <td>n/(m+n) [biguanide %]</td> <td>90.8 - 91.9%</td> <td>91.3 %</td> </tr> <tr> <td>m/(m+n) [guanide %]</td> <td>8.1 - 9.2 %</td> <td>8.6 %</td> </tr> </tbody> </table>		range	average	m+n	2-40	11	n/(m+n) [biguanide %]	90.8 - 91.9%	91.3 %	m/(m+n) [guanide %]	8.1 - 9.2 %	8.6 %
	range	average												
m+n	2-40	11												
n/(m+n) [biguanide %]	90.8 - 91.9%	91.3 %												
m/(m+n) [guanide %]	8.1 - 9.2 %	8.6 %												

		Terminal function	amino	35% - 46%	39%
			guanidine	22% - 29%	25%
			cyanoguanide	31 - 39%	35%
Structural formula					
Molecular weight	Number average molecular weight (Mn) = 1610 Mass average molecular weight (Mw) = 2986.				

The active ingredient (a.i.) Poly Hexa Methylene Biguanide (PHMB) is a small size polymer obtained by the polycondensation of two monomers (1,6-hexanemethylenediamine and N,N''-1,6-hexanedylbis[N'-cyanoguanidine] (ie. HMBDA)).

As PHMB is a small size polymer, some side reactions that occurred during the manufacturing process could modify significantly the structure of the polymer. The side reaction to obtain the unit guanidine occurred up to 10% in the process. Therefore, it can be considered that the structure of PHMB is not only composed by repetitive unit of guanidine but it is composed by repetitive unit of guanidine and biguanide.

The active substance as manufactured (TK³) is a 20% w/w aqueous solution of PHMB. **"Purity" is a difficult concept to apply to PHMB which is a mixture of polymers and related substances. Instead the applicant refers to the "strength" of the polymer which is defined as "% total solids" or "dried material". The typical PHMB strength is 20 %.**

However, eCA considers more appropriate to **use the term "% of active substance (% a.s.)" or "active substance content" instead of "strength". The active substance content being defined as the sum of PHMB and its impurities contents, it can be considered identical to the % total solids and thus to the strength. However, the terms strength or dried PHMB are also used in identity and physico chemical sections and refer to the same thing.**

As the technical material is the 20 % PHMB solution obtained directly from the manufacturing process (active substance as manufactured or TK), characterisation data were generated from the dried technical material (TC⁴) using the technique of freeze drying.

The content of PHMB can be calculated by subtracting the total content of impurities in the dried technical material (without residual water) to 100. This value cannot be considered as a real purity but is the closest available data.

The minimum content of PHMB TC was demonstrated > 95.6%.

³ TK: technical concentrate according to GIFAP monograph n°2 nomenclature.

⁴ TC: technical material according to GIFAP monograph n°2 nomenclature.

Since the active substance is a copolymer, identity characterisation criteria (based on % solid, content of PHMB in dried material, Mw, Mn and the biguanide/guanide ratio) as well as limits or range for each criterion are proposed by eCA in the confidential document IIA to characterise the source of PHMB in order to set reference specifications in case of approval of the active substance and future technical equivalence checks. **eCA proposes to rename PHMB considered for approval in this dossier as "PHMB with a mean number-average molecular weight (Mn) of 1600 and a mean polydispersity (PDI) of 1.8" i.e. "PHMB (1600; 1.8)". For convenience, PHMB (1600; 1.8) is referred to hereafter as "PHMB" or "a.s."**

There is one relevant impurity, Hexamethylenediamine with a maximal content of 0.4%. All potential impurities have not been looked for and/or quantified. Additional data about impurities and specifications for the active substance and the impurities should be submitted prior to approval.

Quality control data on structural characteristics (2003-2011) are reported in this confidential document to demonstrate that production of TK (liquid form) remained stable during this period of time from a structural point of view. It can be concluded that submitted characterisation data (2011) are representative of current production but also of older production and of active substance material used to perform the toxicological and ecotoxicological studies used to perform the risk assessment (See confidential doc IIA). This statement is only valid for structural data and not for evolution of impurity content in PHMB as no data was submitted to cover this point.

The applicant also manufactures PHMB as a solid material ("Solid PHMB"). Initially the applicant submitted both sources in the dossier. Comparison between liquid and Solid PHMB is discussed in confidential document IIA-02 "Comparison of liquid and solid PHMB". eCA considers that liquid PHMB (VANTOCIL TG) and Solid PHMB are 2 different substances, based on structural considerations. Additional information to demonstrate technical equivalence will be required at product authorisation stage if Applicant claims solid PHMB as a new source. The active substance considered for approval in this dossier is the active substance as manufactured (TK): 20 % w/w aqueous solution of PHMB (VANTOCIL TG) also called liquid PHMB.

Summary of specifications of Lonza PHMB:

Complete specifications are available in confidential part. The summary is reported here.

- Specifications set by eCA:

Table 2.1-2: Specifications of PHMB (1600; 1.8) from Lonza

Characterisation specification	
Strength	18-22%
PHMB in dried material	≥ 95.6%
molecular weight by number (Mn)	1449-1771
molecular weight by mass (Mw)	2687-3285
Polydispersity	1.80-1.91
The biguanide / guanide ratio in chain	90/10 to 92/8
Total fraction <1000 Da	16.6-24.5 %

Impurities	
HMD (relevant impurity)	≤ 0.4%
Other impurities	confidential

- (eco)tox batches: Liquid PHMB used to perform (eco)toxicological key studies and efficacy studies is of the same structure than liquid PHMB characterised in this dossier, However, no data on (eco)toxicity of impurities was provided by the applicant. Additional data about (eco)toxicity of impurities should be submitted for finalisation of specification.
- Criterion data to be used to differentiate PHMB from different origins: All of presented characterisation data are important to differentiate PHMB assessed in this dossier and other PHMB. However, some of those criterion data could be found difficult for control (biguanide / guanide ratio quantified by NMR) or not selective (strength). eCA is of the opinion that Mn and polydispersity would be the most convenient property for the control of the identity of PHMB used in biocidal products.

2.1.1.2 Physico-chemical properties

TC (dried PHMB) is a dusty solid/powder, off white with a strong ammonia smell. It has a glass transition temperature of 90-91°C (non crystalline polymer) and decomposes at 205-210°C before boiling. The TK (PHMB as manufactured, 20% in water) has a boiling point of 100.2°C. The relative density of TC is 1.20 at 20°C and the relative density of the TK is 1.04 at 20°C. As a polymer, PHMB is not considered **to be volatile. Henry's Law Constant is not applicable as PHMB is not considered to be volatile** and is present in ionic form at neutral pH. It is assumed that PHMB has only slight possibility to go from water to air. It is very soluble in water (426 g/L). It is also soluble in methanol (41%), in ethanol (0.5%) and sparingly soluble in organic solvents (10-3 g/L). The pKa is calculated as approximately 4.4 at 25°C. Log Pow is -2.3 at pH=7.4 and 25°C. TC is not highly flammable, and does not have oxidizing and explosive properties. A surface tension study should be performed but PHMB is not expected to be surface active based on structural considerations.

2.1.1.3 Methods of analysis

It is impossible to determine directly PHMB since it is not a single chemical entity but a polymeric mixture with a range of molecular weight. Adequate methodology exists for the characterisation of the active ingredient and the determination of the known impurities in TC but more validation data are required.

Justifications for non submission of analytical methods for residues of the active substance in soil, water, air and body fluids and tissues, in food or feedstuffs were submitted.

For polymeric substances it may be difficult to develop an adequate residue analytical method. A limited residue definition in form of a marker will be required if PHMB is proposed for approval.

Residue definition: a proposal of residue definition for drinking water and body fluid and tissues is required 6 months before the date of approval.

Monitoring methods:

- Based on the bibliography and the nature of the active ingredient, determination of PHMB in soil is currently not technically feasible. Moreover, eCA considers that if a method could allow to quantify PHMB in soil, this method could probably not be considered as enforcement method.
- The non submission is acceptable for air because occurrence in air is not probable.
- The non submission is acceptable for surface water, as eCA considers that the issue is the same than in soil. However, determination of PHMB in drinking water should be technically feasible. Therefore, a validated methods for determination of PHMB would be required
- The justification for non submission submitted by the applicant is not acceptable for body fluids and tissues as PHMB is classified as very toxic. An analytical method for determination of PHMB in body fluids and tissues or another justification of non submission of data would be required.
- No exposure of food or feedstuffs is expected (PT2). No method would be required.

2.1.2 IDENTITY, PHYSICO-CHEMICAL PROPERTIES & METHODS OF ANALYSIS OF THE BIOCIDAL PRODUCT

2.1.2.1 Identity

Table 2.1-3: Identification of the biocidal product

Trade name	VANTOCIL TG	
Manufacturer's development code number(s)		
Ingredient of preparation	Function	Content (strength % w/w)
PHMB	Active Substance	20%
Physical state of preparation	Liquid	
Nature of preparation	SL (Soluble concentrate): A liquid homogenous preparation to be applied as a true solution of the active substance after dilution with water.	

Trade name	BAQUACIL™ PHMB	
Manufacturer's development code number(s)		
Ingredient of preparation	Function	Content (strength % w/w)
PHMB	Active Substance	20%
Physical state of preparation	Liquid	
Nature of preparation	SL (Soluble concentrate): A liquid homogenous preparation to be applied as a true solution of the active substance after dilution with water.	

2.1.2.2 Physico-chemical properties

VANTOCIL TG is a very pale yellow liquid without odour and BAQUACIL PHMB is a mobil light blue liquid with characteristic odour.

The pH of VANTOCIL TG and BAQUACIL PHMB is acid (pH=5.7). They have a relative density of 1.04 at 20 °C. The products are a free flowing mobile liquid with a low viscosity of 4.15 mPa.s. Experience in use indicates that the products do not foam. A study should be provided at the product authorization stage for confirmation. Data on the surface tension measured with VANTOCIL TG and BAQUACIL PHMB are required at the product authorisation stage.

VANTOCIL TG and BAQUACIL PHMB are stable 14 days at 54°C. Low temperature stability (7 days at 0°C) and a shelf life study (2 years at ambient temperature) including measure of PHMB adsorbed on container after storage were not submitted and are required. VANTOCIL TG and BAQUACIL PHMB are not flammable and have neither oxidizing nor explosive properties.

Experience in use indicates no reactivity with High Density Polyethylene (PE-HD) and lacquer lined steel.

2.1.2.3 Methods of analysis

Adequate methodology exists for the characterisation of the active ingredient in biocidal product.

2.1.3 INTENDED USES AND EFFICACY

2.1.3.1 Field of use envisaged

This Product Type 02 dossier for PHMB is provided to support the following use:

MG01: Disinfectants.

Product Type 02: Disinfectants and algacides not intended for direct application to humans or animals.

2.1.3.2 Function

Bactericide, yeasticide.

Virucidal and fungicidal activities initially claimed have been withdrawn during the evaluation of the dossier by the applicant.

2.1.3.3 Mode of action

The lethal action of PHMB is an irreversible loss of essential cellular components as a direct consequence of cytoplasmic membrane damage. It is concluded that cytoplasmic precipitation is a secondary event to the death of the bacterial cell.

It has been shown that the lethal sequence consists of a series of cytological and physiological changes - some of which are reversible - which culminate in the death of the cell. The important steps are:

- binding to a receptive site on the surface;
- leakage of low molecular weight cytoplasmic components;
- precipitation of cell contents.

The molecular interaction between PHMB and bacterial membranes has been deduced by over laying this lethal sequence with the findings of experiments modelling the possible interactions of polymeric biguanides and membrane components - particularly phospholipids.

2.1.3.4 Objects to be protected, target organisms

The intended uses of BAQUACIL PHMB and VANTOCIL TG initially claimed by the applicant are the following (please refer also to Appendix II):

- Disinfection of medical equipment (small scale disinfection):
 - o By dipping;
 - o By wiping;
- Disinfection of accommodation for man and industrial areas (small scale disinfection):
 - o By mopping;
 - o By wiping;
 - o By spraying;
- Disinfection of industrial areas (large scale disinfection) by fogging;
- Disinfection of chemical toilets;
- Swimming pool treatment.

The table below present the efficacy data which support the efficacy of the PHMB in the frame of the active substance dossier. The data are generated from laboratory studies and have to be consolidated at the product authorisation stage related to the claims with data generated with real products.

Table 2.1-4: Efficacy data which support the efficacy of PHMB

	Application method	Product	In use concentration / contact time (PHMB in the in-use solution)	Activity
Medical equipment (Small scale disinfection) ⁵	Dipping	VANTOCIL TG (20 % w/w a.s.)	0.02 % w/w a.s., 60 minutes 0.04% w/w a.s., 60 minutes	Bactericidal Yeasticidal
Accommodation for man and Industrial area (Small scale disinfection)	Dipping	VANTOCIL TG (20 % w/w a.s.)	0.06% w/w a.s., 5 minutes 0.12 % w/w a.s., 15 minutes	Bactericidal Yeasticidal
	Mixing/loading (i.e. charging to pool)	BAQUACIL PHMB (20 % w/w a.s.)	0.001 % w/w a.s. Permanent (until water change)	Kills water-borne bacteria

As agreed at BPC Efficacy Working Group I 2015, innate activity of the active substance is also considered sufficiently demonstrated at that stage for surface application. The use dose of 0.1 % w/w a.s. (claimed by the applicant) is used to assess the risk for the application by wiping in accommodations for man and industrial areas with ready-to-use wipes.

It has to be highlighted that the risk assessment for this use is done on the basis of a use dose that is not supported by any appropriate efficacy data. Therefore, the risk assessment does not reflect a realistic condition of use and has to be confirmed at product authorisation stage.

2.1.3.5 Resistance

The evaluation of the literature studies provided by the applicant does not show particular resistance to PHMB with bacteria. Nevertheless it is not appropriate to conclude that PHMB resistance is not an issue and that a resistance management strategy is not required. In particular, the description in the literature of:

- cross resistances;
- modifications of the expression of genes as a mechanism of tolerance to sublethal concentrations of PHMB;

should be taken into account in the strategy of resistance management.

In particular, the concentration of 7,5 ppm of PHMB, which is in the order of magnitude of concentration found for swimming pool water disinfection, is shown sublethal and thus susceptible to generate tolerance to E. coli, (see doc III A3-5-12).

Standard methods of measuring resistance brought about by biocide use are not available and should be developed for all type of biocides (Assessment of the Antibiotic Resistance Effects of Biocides, Scenihr 2009).

⁵ Outside the scope of the directive 93/42/EEC related to medical devices.

2.1.4 CLASSIFICATION AND LABELLING

**2.1.4.1 Proposed classification of the active substance as manufactured:
PHMB 20% in water and of the products VANTOCIL TG and
BAQUACIL PHMB**

Classification according to Regulation (EC) No 1272/2008 (CLP)		
Class of danger	Acute Tox 4	Warning
	Skin Sens 1B	Warning
	STOT RE 1	Danger
	Carc. 2	Warning
	Aquatic Acute 1	Danger
	Aquatic Chronic 1	Danger
Hazard statement	H332	Harmful if inhaled.
	H317	May cause an allergic skin reaction.
	H372	Causes damage to organs through prolonged or repeated exposure by inhalation.
	H351	Suspected of causing cancer.
	H400	Very toxic to aquatic organisms.
	H410	Very toxic to aquatic organisms, may cause long term adverse effects in the aquatic environment.

2.1.4.2 Harmonised classification for the active substance: PHMB

Classification according to Regulation (EC) No 1272/2008 (CLP)		
Class of danger	Acute Tox 4	Warning
	Eye dam 1	Danger
	Skin Sens 1B	Warning
	STOT RE 1	Danger
	Carc. 2	Warning
	Aquatic Acute 1	Danger
	Aquatic Chronic 1	Danger
Hazard statement	H302	Harmful if swallowed.
	H318	Causes serious eye damage.
	H317	May cause an allergic skin reaction.
	H372	Causes damage to organs through prolonged or repeated exposure by inhalation.
	H351	Suspected of causing cancer.

	H400 (M-factor = 10)	Very toxic to aquatic life.
	H410 (M-factor = 10)	Very toxic to aquatic life with long lasting effects.

A RAC opinion (March 2014) is also available for the acute inhalation toxicity endpoint:

- Acute Tox. 2; H330: Fatal if inhaled.

2.2 SUMMARY OF THE RISK ASSESSMENT

2.2.1 SUMMARY OF HUMAN HEALTH RISK ASSESSMENTS

2.2.1.1 Hazard identification

- **Toxicokinetic:**

Oral absorption of PHMB ranges approximately from 0.3 to 8% but the value of 4% is retained based on the oral absorption of PHMB from diet at the lower dose tested. This value was selected as it corresponds to the closest conditions to the experimental conditions of the study in which the relevant oral NOAEL was determined.

A dermal absorption of PHMB was determined to be 4% by default based on EFSA guidance on dermal absorption (2012), corresponding to the oral absorption value.

Since no information is available on absorption of PHMB by inhalation, an absorption of 100% is retained.

- **Acute toxicity:**

A classification for acute oral or dermal toxicity is not justified for the active substance as manufactured, PHMB 20% in water. For respiratory route, a classification Xn; R20 or Acute Tox 4 – H332 is proposed based on the RAC opinion for PHMB.

- **Irritation/Sensitisation:**

PHMB is not irritant by dermal contact. For eye irritation, classification is not justified based on the data of the PHMB 20% w/w. PHMB is considered as a moderate to strong potency skin sensitizer based on animal data. Human studies indicate that PHMB is a skin sensitizer in humans, although with a rare frequency of sensitisation in the current conditions of consumer uses. Classification Xi; R43 (may cause sensitisation by skin contact) or Skin sens 1 – H317 for CLP, is therefore warranted. Relatively low incidences from human data support classification as CLP Skin Sens **1B** – H317 according to the 2nd ATP to CLP Regulation.

- **Repeated toxicity:**

On the basis of the severity of the effects caused by inhalation of PHMB (mortality and to a lesser extent histopathological changes in the respiratory tract and in the thymus), the absence of reversibility of inflammation in the respiratory tract and the very low doses causing these effects, classification T; R48/23 is warranted (CLP STOT RE 1 - H 372). By inhalation the primary target organ is the respiratory tract and no effect warranting classification are identified by oral and dermal route. The target organs are kidneys and liver via oral route. By dermal contact, local effects are expected.

- **Genotoxicity:**

PHMB is not considered to be mutagenic or genotoxic, according to the results of the *in vitro* (Ames test and chromosomal aberration test) and *in vivo* studies (mouse bone marrow micronucleus test and UDS assay).

- **Carcinogenicity:**

PHMB increases the incidence of benign and malign vascular tumours in female rats by oral route and in male and female mice by oral and dermal route. The tumours are induced mainly in the liver, which is one of the target organ of PHMB and the increase is clearly seen at doses above the MTD. However, it is also observed more equivocally at doses below MTD (mouse oral study at mid-dose and rat oral study at high dose). These increases are not considered incidental when considering the clear induction of vascular tumours at higher doses and they are considered biologically significant and attributed to treatment.

A classification as carcinogenic category 3; R40 or Carc 2 – H351 for CLP, is warranted. In absence of carcinogenicity data by inhalation, it is proposed to allocate the general hazard statement H351 without indication of the route of exposure.

- **Reprotoxicity:**

PHMB has no teratogenic effect and has no effect on fertility or reproductive performance at dose levels up to 2000 ppm.

Determination of AEL/AEC/ADI/ARfD

- Systemic effects

The lowest NOAEL from any oral studies is 13 mg/kg bw/day from the rat developmental toxicity study (Doc IIIA 6.8.1/01). This value is based on reduced maternal food consumption and body weight (-23% of controls) seen at the next higher dose. The choice of this value is also supported by the rabbit developmental toxicity study, in which increased mortality and reduced bodyweight with associated reduced food consumption were seen at the same level of doses.

The absorption rate following administration in the diet for females is 4%. Hence, internal NOAEL is 0.52 mg a.s./kg bw/day

The default assessment factors are 10 for inter-species variation and 10 for intra-species variation in the case of the systemic effects. The inter-species factor consists of 2.5 for toxicodynamic- and 4.0 for toxicokinetic variability, while the inter-individual factor consists of 3.2 for toxicokinetic and 3.2 for toxicodynamic variability.

Although the selected NOAEL is based on a short duration of exposure (22 days in the rat teratogenicity study), no assessment factor will be applied to take into account the medium and chronic exposure because the NOAEL from teratogenicity is in the same order of magnitude or lower than NOAEL from sub-chronic or chronic studies. Consequently, it means that effects are not more severe with longer exposure of PHMB. The NOAEL from teratogenicity is therefore, sufficiently conservative for these longer exposures and no additional assessment factors to extrapolate NOAEL of the teratogenicity study to longer duration is justified.

The MOE_{ref} is therefore 100 for acute-term, medium-term and long-term exposure.

An acute, medium-term and long-term AEL of 5.2×10^{-3} mg a.s./kg bw/day is proposed.

- Respiratory exposure, local effects

The relevant study for respiratory exposure is the 28-day inhalation study. The NOAEC from this study is 0.024 mg/m³ (Document IIIA 6.3.3).

The MOE_{ref} is therefore 25, 75, 150 for local effects for acute, medium and long-term respiratory exposure.

An acute respiratory AEC of 0.96 µg/m³ a.s. is proposed.

A medium-term respiratory AEC of 0.32 µg/m³ a.s. is proposed.

A long-term respiratory AEC of 0.16 µg/m³ a.s. is proposed.

According to the TNsG on Annex I inclusion, chapter 4.1: quantitative risk characterisation (2008)⁶, ADI and ARfD are usually based on the same NOAEL as the AEL_{chronic} and AEL_{acute} respectively. They are external reference doses. A value of 0.13 mg/kg is proposed for ADI and ARfD.

Table 2.2-1: Summary of the values of AEL and MOE_{ref}

Systemic effects		
	AEL	MOE_{ref}
acute, medium and long-term	5.2 µg a.s./kg bw/d	100
	ADI - ARfD	MOE_{ref}
Chronic and acute	0.13 mg a.s./kg bw/d	100
Local effects by inhalation		
	AEC	MOE_{ref}
acute	0.96 µg/m ³	25
medium-term	0.32 µg/m ³	75
long-term	0.16 µg/m ³	150

2.2.1.2 Relevant exposure pathways

The active substance is an antimicrobial agent which has a bactericidal and yeasticidal effect. VANTOCIL TG and BAQUACIL PHMB containing 20% w/w a.s. in aqueous solution were proposed by the applicant as representative biocidal products to illustrate the risk assessment of the active substance for the purpose of approval. VANTOCIL TG is applied by professional users by dipping for small medical equipment disinfection, and by professional and non-professional users for the small scale surface disinfection of accommodations for man and industrial areas with Ready to Use (RTU) wipes. BAQUACIL PHMB is used by professionals and non-professionals by pouring the concentrated product into swimming pools.

⁶ TNsG on Annex I Inclusion, Revision of Chapter 4.1: Quantitative Human Health Risk Characterisation, 2008.
http://echa.europa.eu/documents/10162/16960215/revision_tnsg_annex_i_inclusion_chapter_4.1_2009_en.pdf.

The relevant routes of exposure for each of the scenarios are considered in detail in the appropriate Document IIB section 3. A brief overview is given below:

Primary exposure

The potential route of exposure in most cases (mixing/loading, application by dipping, wiping with ready-to-use wipes) is the dermal route. Inhalation is generally not a relevant route because the active substance is non-volatile and there are no high shear operations that may generate an aerosol. Ingestion is not considered to be a relevant route.

Secondary exposure

The potential route of exposure is the dermal route by touching treated surfaces, articles or swimming in treated pools. Exposure would be primarily dermal with some ingestion via swallowing of pool water.

Potential primary and secondary human exposures from the tasks/activities identified in the scenario descriptions have been considered alongside the models that are available (or have been developed) to predict exposure from the tasks involved.

Table 2.2-2: Summary of main paths of human exposure

Exposure path	Industrial use	Professional use	Non-professional	General public (secondary exposure)	Via the environment
Inhalation	NA	No	No	No	No
Dermal	NA	Yes	Yes	Yes	No
Oral	NA	No	No	Yes	No

2.2.1.3 Bathing water (BAQUACIL PHMB)

2.2.1.3.1 Primary exposure (Pool treatment)

Quantitative risk assessment was performed for systemic effects , comparing the estimated exposure with relevant reference values (AEL).

Personal protective equipment (PPE) for dermal protection against local effects can only be taken into account on a qualitative basis.

2.2.1.3.1.1 Pouring of biocidal product in Swimming-Pool water containing up to 0.001% w/w of PHMB - Professional and non-professional exposure estimates

For the exposure assessment, it is considered that the manual pouring is the worst-case scenario, compared to automated transfer.

BAQUACIL PHMB (20% w/w a.s.) is loaded directly to swimming pool of 48 m³. The recommended end-use concentration of PHMB is 0.001% w/v a.s. Estimated exposure using the pouring scenarios and assumptions are in the following Table

2.2-3. Both external and internal exposures are calculated for dermal route, in order to estimate the risk for systemic effects.

- **Summary of total exposure:**

Table 2.2-3: Estimation of dermal exposure during pouring phase (BAQUACIL PHMB 20% w/w a.s.)

Pool treatment- PT02		Skin deposit concentration (% w/w a.s.)	Dermal systemic dose (mg a.s./kg bw/day)
Professionals	Tier 1 Without PPE	20	1.27×10^{-2}
	Tier 2a With gloves and normal clothing	20	3.52×10^{-2}
	Tier 2b With gloves and cotton coverall	20	1.65×10^{-3}
Non professionals	Tier 1 Without PPE	20	3.18×10^{-3}
	Tier 2a* With gloves and normal clothing	20	8.80×10^{-4}
	Tier 2b With gloves and cotton coverall	20	4.12×10^{-4}

* PPE are considered according to Document CA-May14 – Doc.5.2.a.

2.2.1.3.1.2 Risk characterisation for PHMB in Product Type 02 (pool treatment) –Professionals and non-professionals

→ **Risk characterisation for systemic effects**

The systemic exposure values were compared with the acute, medium-term and long-term AEL of PHMB. The results are presented in the following Table 2.2-4.

Table 2.2-4: Summary of the risk assessment for systemic effects

<u>Pool treatment- PT02</u>		Total exposure (mg a.s./kg bw/d)	Relevant NOAEL (mg a.s./kg bw/d)	MOEref (sum of AFs)	MOE	AEL (mg a.s./kg bw/d)	%AEL
Professionals	Tier 1 Without PPE	1.27 x 10 ⁻²	0.52	100	41	5.20 x 10 ⁻³	245
	Tier 2a With gloves and normal clothing	3.52 x 10 ⁻²	0.52	100	148	5.20 x 10 ⁻³	68
	Tier 2b With gloves and cotton coverall	1.65 x 10 ⁻³	0.52	100	316	5.20 x 10 ⁻³	32
Non- professionals	Tier 1 Without PPE	3.18 x 10 ⁻³	0.52	100	163	5.20 x 10 ⁻³	61
	Tier 2a With gloves and normal clothing	8.80 x 10 ⁻⁴	0.52	100	591	5.20 x 10 ⁻³	17
	Tier 2b With gloves and cotton coverall	4.12 x 10 ⁻⁴	0.52	100	1262	5.20 x 10 ⁻³	8

The risk during manual pouring is considered to be acceptable with glove and cotton coverall for professionals and without PPE for non professionals (respectively 68% and 61% of acute, medium-term and long-term AEL of PHMB).

→ **Risk characterisation for local dermal effects**

PPE for dermal protection is taken into account on a qualitative basis.

The concentrated product containing 20% of PHMB in water is classified as sensitising and as carcinogenic category 2 according CLP, thus, PPE are required during manipulation of the product.

By using protective equipments and respecting good professional practices, the exposure potential to PHMB based products can be avoided and the risk of adverse health effects can be reduced to an acceptable level. In such conditions, it may be assumed that dermal exposure would occur only under accidental circumstances during the different tasks.

Wearing protective clothes can not be conceivable for non-professionals. The risk for dermal local effect linked to the use of PHMB based products during scenarios of manual pouring, by non-professional users, is considered to be unacceptable.

Conclusion for Professionals:

The systemic risks linked to the use of PHMB based products during the scenarios of manual pouring, by professional users, are considered as acceptable with the wear of gloves.

The product should be handled by professionals only and PPE have to be worn, in order to consider the risk of dermal local effects as accidental and managed.

Conclusion for non-professionals:

For non-professionals, PHMB concentration in BAQUACIL PHMB product is above classification limit for sensitisation properties. As a common practice, it is considered that non-professional users do not wear any personal protective equipment. However, **according to the document "Authorisation of biocidal products classified as skin sensitizers requiring PPE for non-professional users" (CA-Sept13-Doc.6.2.a – Final.Rev1, amended by CA-May14 – Doc.5.2.a)**, exposure assessment for non-professionals could be performed without and with the wearing of PPE as a Tier II assessment and the local risk characterisation should be performed considering potential exposure both with and without gloves.

In this case, as explain above gloves will only reduce the quantity of product in contact with skin, not the concentration. So contact with the product could still occur. Only the combination of PPE, training to handle PPE and chemicals allow a safe use. As consumers are not trained to use PPE and chemicals, they can be exposed to the product when removing the gloves or they can use the gloves provided with the product for other uses. So providing PPE with the product is not sufficient to lead to a safe use for consumers against local effects.

However, as BAQUACIL PHMB (PHMB 20%) is classified STOT RE 1, it shall not be authorised for making available on the market for use by the general public according to the BPR article 19.4.b).

2.2.1.3.2 Secondary exposure as a result of use

Domestic/residential pools are used for leisure activities. Users would comprise both adults and children. For a domestic pool, the duration spent in the pool water would assumed to be one time per day with a maximum duration of 1 hour for adults and children. Exposure would be primarily dermal with some ingestion via swallowing of pool water.

The scenarios consider 3 different users: an adult, a 3.5 years old child and a 1.5 years old infant.

2.2.1.3.2.1 Swimming in Swimming-Pool containing up to 0.001% w/w of PHMB- Users exposure estimates

Dermal external exposure is expressed as concentration of the active substance deposited on skin (% w/w).

Estimated exposure using the swimming scenarios and assumptions are mentioned in the following Table 2.2-5.

Table 2.2-5: Estimation of exposure during swimming (BAQUACIL PHMB 20% w/w PHMB.)

Swimming scenario- PT02	Skin deposit concentration (% w/w a.s..)	Dermal systemic dose (mg a.s./kg bw/day)	Oral systemic dose (mg a.s./kg bw/day)	Total systemic dose (mg a.s./kg bw/day)
Child (1.5 years old)	0.001%	1.92×10^{-2}	2.00×10^{-3}	2.12×10^{-2}
Child (3.5 years old)	0.001%	1.71×10^{-2}	1.33×10^{-3}	1.84×10^{-2}
Adult	0.001%	1.17×10^{-2}	3.33×10^{-4}	1.20×10^{-2}

2.2.1.3.2.2 Risk characterisation for PHMB in Product Type 02 during swimming– Users (child and adult)

→ **Risk characterisation for systemic effects**

The systemic exposure values were compared with the acute, medium-term and long-term AEL of PHMB. The results are presented in the following Table 2.2-6.

Table 2.2-6: Risk characterisation concerning systemic effects for users

Swimming scenario- PT02	Total exposure (mg a.s./kg bw/d)	Relevant NOAEL (mg a.s./kg bw/d)	MOE_{ref} (sum of AFs)	MOE	AEL acute medium term and long term (mg a.s./kg bw/d)	%AEL
Child (1.5 years old)	2.12×10^{-2}	0.52	100	25	5.20×10^{-3}	408
Child (3.5 years old)	1.84×10^{-2}	0.52	100	28	5.20×10^{-3}	354
Adult	1.20×10^{-2}	0.52	100	43	5.20×10^{-3}	231

The risk characterisation for exposure during swimming is considered to be unacceptable for child and adult, with MOEs (respectively 25, 28 and 43) lower than the MOE_{ref} (100) and a %AEL (408%, 354% and 231%) above 100%.

→ **Risk characterisation for local effects**

The content of PHMB into swimming pool water is below the concentration limit of sensitisation classification, thus the diluted product would not be classified for local risk. Therefore, the risk for local effects is considered to be acceptable.

Conclusion for users (child and adult):

For a person swimming in the treated pool, the risk is considered unacceptable.

2.2.1.4 Medical Equipment (VANTOCIL TG)

2.2.1.4.1 Primary exposure

Quantitative risk assessment was performed for systemic effects, comparing the estimated exposure with relevant reference values.

Effective doses (0.02% w / w for the bactericidal activity and 0.04% w/ w for yeasticidal activity) is lower than the claimed dose (0.1% w / w), the risk assessment for human health has been performed on the basis of effective dose according to the Working Group I-2015 conclusions.

PHMB based products can be used for disinfection of medical equipment. This assessment covers medical equipment outside the scope of the directive 93/42/EEC related to medical devices.

The process involves cleaning of equipments by **dipping** in a solution containing up to 0.02% w/w PHMB. The activities involved are:

- Manual mixing/loading of VANTOCIL TG when filling the dipping bath.
- Immersion/removal of used equipment from the dipping bath.

2.2.1.4.1.1 Dipping in a solution containing up to 0.02% w/w of PHMB- Professional exposure estimates

The predicted exposures for dipping scenario for the Tier 1 assessment are presented below. Each exposure estimate is compared to the NOAEL and to the AEL, leading to derive a MOE and a fraction of the AEL (expressed as % AEL).

⇒ Loading phase

The loading scenario is defined as dispensing the product (containing up to 20% a.s.) into the dipping solution. It is done by medical workers. For the exposure assessment, it is considered that the manual addition is the worst-case scenario, compared to automated transfer.

⇒ Dipping phase

This activity is typified by the use of an immersion bath for disinfection of equipment (medical equipment, containers etc) in a medical environment. This task is done by professionals. It is assumed, as representative use, that specialised workers dip during 1 hour per day. During this task, users can be exposed to the dipping solution (containing up to 0.02% active substance).

⇒ Summary of exposure

Table 2.2-7: Exposure estimates for professionals using biocidal products in diluting process

Tier	Dermal exposure	
	Skin deposit concentration	Systemic dose
PPE	% w/w a.s.	mg a.s./kg /d
Task – time frame :	Mixing/Loading (Professionals) - daily	
Tier 1: Without PPE	20	6.92×10^{-4}
Tier 2: Gloves and cotton coverall	20	7.31×10^{-5}
Task – time frame :	Dipping (Professionals) - daily	
Tier 1: Without PPE	0.02	1.63×10^{-3}
Tier 2: Gloves and cotton coverall	0.02	3.77×10^{-4}
Task – time frame :	Total exposure on whole shift	
Tier 1: Without PPE	-	2.32×10^{-3}
Tier 2: Gloves and cotton coverall	-	4.50×10^{-4}

2.2.1.4.1.2 Risk characterisation for PHMB in Product Type 02 (dipping of medical equipments) – Professionals

→ **Risk characterisation for systemic effects**

The systemic exposure values were compared with the acute, medium-term and long-term AEL of PHMB. The results are presented in the following table.

Table 2.2-8: Risk characterisation concerning systemic effects for total exposure for professionals

<u>Dipping of medical equipments-PT02</u>	Total exposure (mg a.s./kg bw/d)	Relevant NOAEL (mg a.s./kg bw/d)	MOE _{ref} (sum of AFs)	MOE	AEL (mg a.s./kg bw/d)	%AEL
Task- time frame :	Mixing/loading and dipping (professionals) – daily					
Loading and dipping Tier 1 : Without PPE	2.32 x 10 ⁻³	0.52	100	224	5.20 x 10 ⁻³	45
Loading and dipping Tier 2 : With gloves and cotton coverall	4.50 x 10 ⁻⁴	0.52	100	1157	5.20 x 10 ⁻³	9

The risk characterisation for total exposure (mixing, loading and dipping) during the dipping of medical equipments task is acceptable in Tier 1, with a MOE (224) higher than the MOE_{ref} (100) and a %AEL (45) below 100%.

→ **Risk characterisation for local effects**

PPE for dermal protection can therefore only be taken into account on a qualitative basis.

In addition, the concentrated product containing 20% of PHMB in water is classified as sensitising and as carcinogenic category 2 according CLP, thus, PPE are required during manipulation of the product. Indeed, this risk of skin sensitisation and carcinogenicity from PHMB is readily controllable through the use of proper risk mitigation measures, gloves and suitable protective clothing, when handling formulations. Besides, the use of concentrated formulations (20% in water) is restrained to professional operators, the occurrence of exposure should be considered as accidental and manageable as such. Therefore, packaging, equipments and procedures should be designed to prevent exposure as much as possible. MSDS and product use instructions shall inform the users of the potential risks and prevention measures.

By using adapted processes, protective equipments and respecting good professional practices, the exposure potential to PHMB based products can be avoided and the risk of adverse health effects can be reduced to an acceptable level.

In such conditions, it may be assumed that dermal exposure would occur only under accidental circumstances during the different tasks.

Conclusion for professional users:

The systemic risks linked to the use of PHMB based products during the scenarios of mixing/loading and dipping, by professionals, are considered acceptable.

Concerning the dermal local effects, the product should be handled by professionals only and PPE have to be worn, in order to consider the risk as accidental and managed.

2.2.1.4.1.3 Non-professionals exposure

Non-professional or user direct exposure to treatment fluids containing PHMB used in medical environment for PT02 applications is not relevant since these biocidal products are intended for professional use only.

2.2.1.4.2 Secondary exposure as a result of use

Secondary exposure to the active substance can occur via dermal contact with residues on medical equipment.

2.2.1.4.2.1 Exposure by dermal contact with residues on medical equipment

A reverse scenario of exposure has been established to calculate the maximum area of medical equipment that could be rubbed daily without risk of systemic effects. Assuming 100% migration from the medical equipment onto the skin and assuming no rinse-off or drying step and a body weight of 60 kg, the maximum rubbed area without risk of systemic effects would be:

$$\begin{aligned} \text{Area}_{\max} &= [\text{AEL (mg/kg bw/day)} \times (\text{body weight (kg)}/\text{dermal absorption (\%)})] \\ & \quad / \text{contamination of equipment by dipping solution (mL/cm}^2\text{)} \times \text{concentration of active} \\ & \quad \text{substance into dipping solution (\%)} = \\ & \quad [5.2 \times 10^{-3} \times 60/04\%] / 1.1 \times 10^{-4} = 7.09 \times 10^4 \text{ cm}^2/\text{d}. \\ & \quad \text{Area}_{\max} = 7.1 \text{ m}^2/\text{d} \end{aligned}$$

The situation where a person rubes 7.1 m² of medical equipments daily is realistic. Therefore, the risk for direct contact with residues on medical equipment is considered to be unacceptable.

Conclusion for secondary exposure:

The risk related to secondary exposure to residues on medical equipment is considered to be unacceptable.

2.2.1.5 Ready to use wipes for small scale disinfection

A new scenario is assessed in this document: **surface wiping** using ready to use wipes for small scale disinfection. This task was not considered in the first draft CAR, but is presented here in accordance with the decision taken in the BPC Efficacy Working Group I 2015.

It has to be highlighted that the risk assessment is done on the basis of a use dose that is not supported by any appropriate efficacy data. Therefore, the risk assessment does not reflect a realistic condition of use and has to be confirmed at product authorisation stage.

2.2.1.5.1 Primary exposure

2.2.1.5.1.1 Professional and non-professional use: Wiping small scale disinfection with RTU wipe product containing 0.10% w/w of PHMB- Professional and non-professional exposure estimates

Wipe can be used for cleaning all washable surfaces. The primary exposure consists to the handling of wipe containing 0.1% liquor of PHMB.

No specific model was presented in the Technical Notes for guidance (TNSG⁷) to assess the exposure when considering this use.

The most relevant model for wiping with ready to use wipe for small scale cleaning is the "all purpose cleaners-wet tissues: application" model according to Cleaning Products Fact Sheet to assess the risks for the consumer (RIVM report 320104003/2006, page 63). It is mentioned that 0.047 gram (value of 75th percentile) remained on the surface of the inner hand area, which is about 1.4 % of total liquid fraction of tissues when firmly touching wet tissue.

As no data on the quantity of liquid in the tissues is provided by applicant, the transfer value from ConsExpo, 0.047 g of product, will be used. A reverse scenario was performed to determine the maximum number of wipes that can be used per day with an acceptable risk.

⇒ Summary of exposure

Table 2.2-9: Estimation of maximum number of wipes can be used per day with an acceptable risk

	Tier 1 Without PPE
Dermal systemic dose for one wipe (mg a.s./kg bw/wipe)	3.13 x 10 ⁻⁵
Maximum number of wipes per day	165

2.2.1.5.1.2 Risk characterisation for PHMB in Product Type 02 (wiping for small scale disinfection with ready to use wipes) – Professionals and non professionals

→ Risk characterisation for systemic effects

According to ConsExpo, the time of cleaning estimated for one wipe is 2 minutes. Based on this hypothesis, we need 5.5 hours per day to use 165 wipes. For a professional and for non-professionals, this situation is considered to be unrealistic.

⁷ Technical Notes for Guidance – Human Exposure to biocidal products. June 2007.
http://echa.europa.eu/documents/10162/16960215/bpd_guid_tnsg-human-exposure-2007_en.pdf.

Due to the high maximum number of wipes that can be used per day, the risk for systemic effects is acceptable for professionals and non-professionals wiping with ready to use wipes for small scale disinfection of areas.

→ **Risk characterisation for local dermal effects**

The concentration of wipe liquor is below the concentration limit of sensitisation classification thus no classification for local effect is needed. Therefore, the risk for local effects is considered to be acceptable.

Conclusion for professional and non-professional users:

The risk is acceptable for professionals and non-professionals.

2.2.1.5.2 Secondary exposure as a result of use

2.2.1.5.2.1 Exposure by dermal and oral contact with residues on cleaned surfaces

Indirect exposure following use of surface cleaner occurs when an infant is crawling on a surface cleaned with treated product (oral and dermal exposure).

Hand deposit concentration = 3.00×10^{-3} mg/cm²
Dermal systemic dose = $3.0 \times 10^{-3} \times 90\% \times 6,000 \text{ cm}^2 \times 4\% / 10 \text{ kg} = 6.48 \times 10^{-2}$ mg a.s./kg bw/day
Oral systemic exposure = $3.0 \times 10^{-3} \times 10\% \times 6000 \text{ cm}^2 \times 4\% / 10 \text{ kg} = 7.20 \times 10^{-3}$ mg a.s./kg bw/day

As the surfaces are not cleaned every day, and the substance on surface is rapidly wiped off e.g. by shoes, this exposure is considered to be medium-term.

Table 2.2-10: Estimation of oral and dermal exposure to cleaned surfaces

Tier	Dermal exposure		Oral exposure	Total exposure
PPE	Deposit on skin (hands)	Systemic dose	Systemic dose	Systemic dose
	%	mg a.s. / kg bw /day	mg a.s. / kg bw /day	mg a.s. / kg bw /day
Task:	Infant crawling on cleaned surface with ready to use wipes-- Chronic dermal exposure			
Tier 1: Without PPE	0.1%	6.48×10^{-2}	7.20×10^{-3}	7.20×10^{-2}

2.2.1.5.2.2 Risk characterisation for PHMB in Product Type 02 (dermal and oral contact with residues on cleaned surfaces) – non professionals (children)

→ **Risk characterisation for systemic effects**

Table 2.2-11: Summary of risk assessment for indirect exposure for an infant crawling on a surface cleaned with treated product (systemic effects)

	Total exposure (mg a.s./kg bw/d)	Relevant NOAEL (mg a.s./kg bw/d)	MOE _{ref}	MOE	AEL (mg a.s./kg bw/d)	%AEL
Task :	Infant crawling on surface cleaned with ready to use wipes-					
Tier 1 : Without PPE	7.20 x 10 ⁻²	0.52	100	7	5.20 x 10 ⁻³	1384%

Unacceptable risk has been identified for infant crawling on surface cleaned with ready to use wipes, since MOE is lower than MOE_{ref} (100) and associated %AEL is above 100%, for the systemic effects.

Due to the unacceptable risk, a specific risk management measure has to be set: wiping with RTU wipes containing PHMB should be restricted to locations that are not accessible to general public in order to limit secondary exposure. Because of this management measure, the non-professional use can not be allowed.

→ **Risk characterisation for local dermal effects**

The concentration of wipe liquor is below the concentration limit of sensitization classification. Therefore, the risk for local effects is considered to be acceptable.

Conclusion for secondary exposure:

The risk related to secondary exposure (infant crawling on surface cleaned with RTU wipes) is unacceptable. A specific risk management measure has to be set: wiping with RTU wipes containing PHMB should be restricted to locations that are not accessible to general public in order to limit secondary exposure. Because of this risk management measure, the non-professional use cannot be allowed.

2.2.1.6 Overall conclusion for human health

Concerning the treatment of pool-water with BAQUACIL PHMB, the primary exposure of professionals to PHMB based products during its use in disinfection of swimming pools, induces acceptable risks with the wear of PPE. PPE have to be considered due to systemic and local effects. For non-professionals, the risk for systemic effects is considered to be acceptable without PPE. However, the concentration of PHMB in BAQUACIL PHMB is above classification limit for sensitization properties. As a common practice, it is considered that non-professional users do not wear PPE.

Moreover, since PHMB 20% is classified STOT RE 1, it shall not be authorised for making available on the market for use by the general public according to the BPR article 19.4.b).

The risks for adults or children swimming in treated pool are considered unacceptable.

Concerning the dipping of medical equipments with VANTOCIL TG, the users are only professionals and the risks due to systemic and local effects are considered to be acceptable with the wear of PPE during the filling of dipping bath. The secondary exposure of professionals and non professionals rubbing treated medical equipment induces risks considered unacceptable.

Concerning the wiping for small scale of disinfection with ready to use wipes, the users are professionals and non-professionals: due to the high maximum number of wipes that can be used per day, the risk for systemic effects is acceptable for professionals and non professionals wiping with ready to use wipes for small scale disinfection. Unacceptable risk has been identified for infant crawling on surface cleaned with ready to use wipe, which induces the setting of a specific risk management measure: wiping with RTU wipes containing PHMB should be restricted to locations that are not accessible to general public to limit secondary exposure. Because of this risk management measure, the non-professional use cannot be allowed.

PHMB has skin sensitisation potential. In rare situations where exposure to the a.s. may occur (accidental spills, etc.) plant workers must wear the appropriate personal protective equipment (PPE) to prevent over-exposure and to avoid any potential for skin/respiratory irritation or skin sensitisation.

If appropriate PPE is used while handling biocidal products during formulation, mixing/loading, the exposure concentration is not reduced but only the probability of occurrence. However, the exposure to concentrated products should be prevented.

Therefore, as the products BAQUACIL and VANTOCIL TG are classified and labelled as sensitising, it should be handled with sufficient risk mitigation measures, including collective systems (e.g. automated dosing systems) additionally to PPE, in order to prevent any spillage on skin. In such conditions, considering furthermore that the intended users are specialised operators, it may be assumed that dermal exposure would occur only in accidental circumstances.

Therefore, biocidal products containing up to 20% PHMB can be used provided that appropriate risk mitigation measures are applied during the loading of the products (VANTOCIL TG and BAQUACIL PHMB). Possible measures (not exhaustive list) are:

- The containers of the products are designed to prevent spillages during pouring,
- Automated systems preventing contacts with the product are used,
- Procedures are implemented to prevent contacts and spillages,
- Chemical-resistant coveralls, gloves, shoes and face-mask are worn,
- Use is restricted to operators informed of the hazards and formed for safe handling of the products.

Labels, MSDS and use instructions of the products shall inform the users of the hazards and of the protective measures. Written procedures and protective equipments shall be available at the places where the products are handled.

These RMMs are summarised in Table 2.2-12 below:

Table 2.2-12: Risk mitigation measures required to ensure safety of use (mixing/loading and post-application), due to local effects

Hazard			Exposure							Risk
Hazard Category	Effects in terms of C&L	Additional relevant hazard information	PT	Who is exposed ?	Tasks, uses, processes	Potential exposure route	Frequency and duration of potential exposure	Potential degree of exposure	Relevant RMM&PPE	Conclusion on risk
Pouring BAQUACIL PHMB into swimming pool water										
Medium	Skin Sens 1B (H317)	-	2	Industrial and professional users	Pouring of the biocidal product (20% a.s.) into swimming pool water	Skin	Daily	<p><u>Semi automated and fully automated loading systems:</u> Accidental exposure to spills during connection of container to the pumping system</p>	<p>Organisational RMM</p> <ul style="list-style-type: none"> Restriction of manual loading to only small quantities. High quantities should be restricted to semi-automated or automated processes. <p>Personal protective equipment</p> <ul style="list-style-type: none"> Hand protection: Suitable chemical resistant safety gloves (EN 374) also with prolonged, direct contact (Recommended: Protective index 6, corresponding > 480 minutes of permeation time according to EN 374). Manufacturer's directions for use should be observed because of great diversity of types. Body protection: Chemical protection clothes type 6 (eg EN 13034). Body protection must be chosen based on level of activity and exposure. <p>General safety and hygiene measures Do not inhale gases/vapours/aerosols. Avoid contact with the skin, eyes and clothing. Handle in accordance with good industrial hygiene and</p>	<p>Acceptable: + Minimisation of manual phases; + Professionals using PPE; + Professionals following instructions for use; + Good standard of personal hygiene.</p>

Hazard			Exposure							Risk
Hazard Category	Effects in terms of C&L	Additional relevant hazard information	PT	Who is exposed ?	Tasks, uses, processes	Potential exposure route	Frequency and duration of potential exposure	Potential degree of exposure	Relevant RMM&PPE	Conclusion on risk
									safety practice. Wearing of closed work clothing is recommended. When using, do not eat, drink or smoke. Hands and/or face should be washed before breaks and at the end of the shift. At the end of the shift the skin should be cleaned and skin-care agents applied. Gloves must be inspected regularly and prior to each use. Replace if necessary (e.g., pinhole leaks).	
Medium	Skin Sens 1B (H317)	-	2	Non professional	Pouring of the biocidal product (20% a.s.) into swimming pool water	Skin	Weekly	Manual loading	Personal protective equipment <ul style="list-style-type: none"> Hand protection: Suitable chemical resistant safety gloves (EN 374) also with prolonged, direct contact (Recommended: Protective index 6, corresponding > 480 minutes of permeation time according to EN 374). Manufacturer's directions for use should be observed because of great diversity of types. 	Not Acceptable as providing PPE with the product is not sufficient to insure safe use. Training on the use of PPE and chemicals is necessary.
Medium	STOT RE 1 (H372)	-	2	Industrial and professional users Non-professional users	Pouring of the biocidal product (20% a.s.) into swimming pool water	Inhalation.	Daily	No relevant exposure No inhalation exposure is expected due to the fact that the substance is not considered to be volatile.	No RPE is required due to the classification	Acceptable

Hazard			Exposure							Risk
Hazard Category	Effects in terms of C&L	Additional relevant hazard information	PT	Who is exposed ?	Tasks, uses, processes	Potential exposure route	Frequency and duration of potential exposure	Potential degree of exposure	Relevant RMM&PPE	Conclusion on risk
								The mode of application does not concern aerosol spraying		
Loading VANTOCIL TG into the dipping bath										
Medium	Skin Sens 1B (H317)	-	2	Industrial and professional users	Loading of the biocidal product (20% a.s.) into the dipping bath	Skin	Daily	<p><u>Semi automated and fully automated loading systems:</u> Accidental exposure to spills during connection of container to the pumping system</p>	<p>Organisational RMM</p> <ul style="list-style-type: none"> Restriction of manual loading to only small quantities. High quantities should be restricted to semi-automated or automated processes. <p>Personal protective equipment</p> <ul style="list-style-type: none"> Hand protection: Suitable chemical resistant safety gloves (EN 374) also with prolonged, direct contact (Recommended: Protective index 6, corresponding > 480 minutes of permeation time according to EN 374). Manufacturer's directions for use should be observed because of great diversity of types. Body protection: Chemical protection clothes type 6 (eg EN 13034). Body protection must be chosen based on level 	<p>Acceptable: + Minimization of manual phases; + Professionals using PPE; + Professionals following instructions for use; + Good standard of personal hygiene.</p>

Hazard			Exposure						Risk	
Hazard Category	Effects in terms of C&L	Additional relevant hazard information	PT	Who is exposed ?	Tasks, uses, processes	Potential exposure route	Frequency and duration of potential exposure	Potential degree of exposure	Relevant RMM&PPE	Conclusion on risk
									of activity and exposure. General safety and hygiene measures Do not inhale gases/vapours/aerosols. Avoid contact with the skin, eyes and clothing. Handle in accordance with good industrial hygiene and safety practice. Wearing of closed work clothing is recommended. When using, do not eat, drink or smoke. Hands and/or face should be washed before breaks and at the end of the shift. At the end of the shift the skin should be cleaned and skin-care agents applied. Gloves must be inspected regularly and prior to each use. Replace if necessary (e.g., pinhole leaks).	
Medium	STOT RE 1 (H372)	-	2	Industrial and professional users	Loading of the biocidal product (20% a.s.) into the dipping bath	Inhalation	Daily	No relevant exposure No inhalation exposure is expected due to the fact that the substance is not considered to be volatile. The mode of application does not	No RPE is required due to the classification	Acceptable

Polyhexamethylene biguanide
(Mn = 1600; PDI = 1.8)
(PHMB)

Product-type 2

June 2015

Hazard			Exposure							Risk
Hazard Category	Effects in terms of C&L	Additional relevant hazard information	PT	Who is exposed ?	Tasks, uses, processes	Potential exposure route	Frequency and duration of potential exposure	Potential degree of exposure	Relevant RMM&PPE	Conclusion on risk
								concern aerosol spraying.		

2.2.2 SUMMARY OF ENVIRONMENTAL RISK ASSESSMENTS

2.2.2.1 Fate and distribution in the environment

2.2.2.1.1 Abiotic degradation

2.2.2.1.1.1 Hydrolysis as a function of pH

Hydrolysis study following the OECD guideline 111 was performed. Less than 10% hydrolysis was found after 5 days at 50°C for all pHs (4, 7, 9) tested. Consequently, PHMB is considered to be hydrolytically stable.

2.2.2.1.1.2 Photolysis in water

According to OECD guideline 316, direct photolysis can be an important dissipation pathway for some chemical pollutants that exhibit significant light absorption above the 290 nm cut-off of solar irradiation at the earth's surface. As PHMB absorption spectra maximum was not found in visible wavelength, PHMB could be considered as not photodegradable.

2.2.2.1.1.3 Photolysis in air

PHMB degrades quickly in the atmosphere by reaction with OH radicals with a highest DT50 of 1.351 hours (24H day, $5 \cdot 10^5$ OH/cm³). Nonetheless, considering that PHMB is not volatile, potential photodegradation of PHMB is negligible.

Therefore, the abiotic degradation processes will have a minimal influence on the fate and behaviour of PHMB in the environment.

2.2.2.1.2 Biodegradation

2.2.2.1.2.1 Ready biodegradation

A ready biodegradation test is performed on the active substance according to OECD guideline 301B. After 99 days, 3.8% of PHMB is mineralized. Thus this substance is considered as non readily biodegradable.

2.2.2.1.2.2 STP compartment

A simulation test according to OECD 303A guideline is conducted to investigate PHMB degradation in conditions imitating a domestic sewage treatment plant. During the 144 days-period, less than 1% of PHMB is mineralized. 18% of the applied radioactivity is measured in the aqueous effluent, and the residual 82% is sorbed onto the sludge biomass.

PHMB is very slightly mineralized. The water discharge observed is caused only by a modification of PHMB distribution related to its property of adsorption leading to an accumulation of this active substance in activated sludge.

2.2.2.1.2.3 Aquatic compartment

In seawater, a study performed with OECD 306 guideline demonstrated that after 56 days, at concentrations of 1 and 0.1 mg a.s..L⁻¹, 2.6% and 10.1% CO₂ mineralisation was observed respectively. For the highest concentration, some evidence of toxicity was noticed and could explain the lower level of mineralization.

2.2.2.1.2.4 Water/sediment system

A simulation test according to OECD 308 guideline was conducted to investigate PHMB degradation in condition imitating aquatic system. The route and rate of [14C]-PHMB biotransformation was investigated under aerobic condition in two flooded sediment systems (loam and loamy sand) over a period of 101 days. PHMB rapidly dissipated from the water phase, partitioning into the sediment phase where it remained tightly bound for the duration of the study. Less than 3% of PHMB was mineralized to CO₂ after a period of 101 days.

Removal from the water phase has a half-life between 1 to 2.3 days. No half-life from the sediment phase and the whole system were available. In both loam and loamy sand sediments, the main amount (from 77% to 97%) of PHMB in the sediment is fixed in the humin fraction (NER).

2.2.2.1.2.5 Soil

Soil biodegradation was investigated in two reliable studies designed to assess the aerobic degradation in soil.

The first of these studies was conducted according to OECD 304A. Less than 5% mineralization of PHMB is observed during the 64 day study and approximately 90% of applied ¹⁴C-PHMB remained bound to soil. No information on primary degradation of the polymers was provided.

The second study assesses the rate and route of degradation in soil according to the OECD guideline 307. Biodegradation of ¹⁴C-PHMB was investigated in four different soils (loamy sand, silty clay loam, clay loam and sandy loam) under aerobic conditions over a period of 123 days. PHMB was highly adsorbed to four different soils, with <5% being mineralized to ¹⁴CO₂. The amount of PHMB in non extractable residues was >70%. Therefore, it was not possible to identify any breakdown product, nor to calculate degradation kinetics.

As a conclusion, PHMB was found to be non biodegradable and slight rates of mineralization were found in water/sediment system and soil. Moreover, in the aquatic and terrestrial simulation studies, it seems that more than 90% of PHMB is bound with NER while in the sewage treatment plant more than 80% of PHMB is PHMB forms NER. Therefore, PHMB is adsorbed very quickly and very strongly to organic matter, which induces a very limited bioavailability for biodegradation processes.

2.2.2.1.3 Distribution

Several studies on adsorption/desorption properties according to OECD guidelines 121 and 106 show that PHMB adsorbs rapidly and strongly on any kind of sediments, sewage sludge or soils. PHMB remains practically immobile after adsorption. The Koc values are ranged from 151415 to 428713. The arithmetic mean value of Koc of 276670 is used for the risk assessment.

2.2.2.1.4 Accumulation

The low Kow and the high molecular weight indicate the substance is unlikely to bioaccumulate.

2.2.2.2 Effects assessment on environmental organisms (active substance)

2.2.2.2.1 Aquatic organisms

Acute toxicity data are available for fish and algae. An acute key study with *Daphnia magna* (conducted prior to guideline publications but using a test protocol similar to OECD 202) was submitted. eCA considered this study as invalid due to important waiving and because the validity criteria were not fulfilled. This data gap was accepted by eCA since a chronic study was submitted.

Chronic toxicity data are available for the three trophic levels (fish, algae and invertebrates). The most sensitive endpoint is the NOEC/EC10 value of 7.43 µg.L⁻¹ of a.s. based on growth rate parameter and on measured concentration from growth inhibition test performed on green algae *Selenastrum capricornutum*.

Hence, the $PNEC_{\text{surface water}}$ is estimated to be $0.743 \mu\text{g}\cdot\text{L}^{-1}$ of a.s. since a safety factor of 10 according to the TGD Part II (2003)⁸ should be applied to the lowest endpoint for aquatic environment when acute and chronic data for three trophic levels are available.

2.2.2.2.2 Inhibition of aquatic microbial activity

The most sensitive NOEC is the one related to the inhibition of nitrification of activated sludge microorganisms, which gives a NOEC of $12 \text{ mg}\cdot\text{L}^{-1}$ of a.s.. By applying an assessment factor of 1 according to the TGD part II, table 17, the $PNEC_{\text{microorganisms}}$ is estimated to be $12 \text{ mg}\cdot\text{L}^{-1}$ of a.s.

2.2.2.2.3 Sediment dwelling organisms

No effects were observed at any concentration in a relevant study performed with sediment dwelling organisms. Therefore, the NOEC, based on mean measured concentrations, derived from this 28-day spiked sediment study is equal to $196 \text{ mg a.s.}\cdot\text{kg}^{-1}$ wwt sediment on *Chironomus riparius*.

With only one long-term test available, an assessment factor of 100 is applied according to the table 19 of the TGD part II to derive the $PNEC_{\text{sediment}}$. Therefore, the $PNEC_{\text{sediment}}$ for a.s. is $1.96 \text{ mg}\cdot\text{kg}^{-1}$ wwt.

However, it should be noted that during the exposure period, the organisms were fed with a fish food suspension. About feeding of the organism during the test, the standard guideline OECD218 mentioned that [§31, p.7]:

“When testing strongly adsorbing substances (e.g. with $\log K_{ow} > 5$), or substances covalently binding to sediment, the amount of food necessary to ensure survival and natural growth of the organisms may be added to the formulated sediment before the stabilisation period.” As a consequence the feeding method applied for the test does not follow the standard guideline, considering the high adsorption properties of the PHMB. Therefore, the results from this study should actually be taken with caution.

As a consequence, it was decided at the Working Group (WG)-I-2015 that $PNEC_{\text{sediment}}$ should also be calculated via EPM with an additional factor of 10 taking the high adsorption properties of PHMB (TGD part II), and the lowest value should be used for the risk assessment.

The $PNEC_{\text{sediment}}$ was calculated based on equilibrium partitioning by applying the equation 70 of the TGD, part II. Therefore the $PNEC_{\text{sediment(EPM)}}$ for a.s. is $446.94 \mu\text{g a.s.}/\text{kg wwt}$. This value will be used in the risk assessment for sediment compartment.

2.2.2.2.4 Terrestrial compartment

No adverse effect was observed in the study carried out on microorganisms, plants and earthworms. Therefore, in all studies the relevant endpoint is considered as the

⁸ Technical Guidance Document (TGD) on Risk Assessment, [Part II](http://echa.europa.eu/documents/10162/16960216/tgdpart2_2ed_en.pdf), Environmental Risk Assessment. 2003. http://echa.europa.eu/documents/10162/16960216/tgdpart2_2ed_en.pdf.

highest test concentration. The standardized EC50 derived from the acute toxicity on earthworms gives the lowest value of 358.2 mg a.s. kg⁻¹ wet weight. This value is used to determine the PNEC_{soil}.

For the determination of the assessment factor, as no effects were seen in any of the studies, the issue on the most sensitive species as specified in the MOTA v.5 might not be as relevant. Based on the lack of effects in the studies, it was agreed at WG-I-2015 that an AF of 100 should be sufficient to derive the PNEC_{soil}. Consequently, the PNEC_{soil} for PHMB is 3.58 mg a.s. kg⁻¹ wet weight.

2.2.2.3 Summary of PNEC values

The table below summarises the PNEC value retained for risk assessment:

Table 2.2-13. PNEC values for the active substance used for the risk assessment part.

PNEC _{water}	0.743 µg.L ⁻¹ of a.s.
PNEC _{sediment}	446.94 µg.kg ⁻¹ wwt sediment of a.s.
PNEC _{soil}	3.58 mg.kg ⁻¹ wwt soil of a.s.
PNEC _{microorganisms}	12 mg a.s.L ⁻¹

2.2.2.4 Environmental effect assessment (product)

No additional data on the environment effects of the biocidal products were submitted. The risk assessment is based on the effect of the active substance PHMB.

2.2.2.5 PBT, Endocrine Disrupting (ED) and POP assessment

According to the annex XIII of the REACH regulation EC/1907/2006, substances are classified as PBT when they fulfill the criteria for all three inherent properties Persistent (P), Bioaccumulable (B), Toxic (T), and/or vPvB when they fulfill the criteria the two inherent properties very Persistent (vP), very Bioaccumulable (vB).

2.2.2.5.1 Persistence criteria

According to the annex XIII of the REACH regulation, criteria for substance to be persistent (and very persistent) are fulfilled when:

- T_{1/2} in marine water > 60 days (60 days for vP criterion) or,
- T_{1/2} in fresh or estuarine water > 40 days (60 days for vP criterion) or,
- T_{1/2} in marine sediment > 180 days or,
- T_{1/2} in freshwater sediment > 120 days (180 days for vP criterion).

According to study results on biodegradability of the active substance in STP, water/sediment, and soil compartment (*c.f.* section 2.2.2.1.2), **PHMB fulfills the P and vP criteria:**

- For soil compartment, DT50/DT90 are greater than 1 year, not extractable residues are > 90% in all tested soils, and mineralization is <5% over the 123 days of incubation.
- For surface water, DT50 in whole system is greater than 6 months at 20°C, non-extractable > 90%, and mineralization is <3% after 101 days.

2.2.2.5.2 Bioaccumulation criteria

According to the annex XIII of the REACH regulation, criteria for substance to be bioaccumulable are fulfilled when the bioconcentration factor (BCF) exceeds a value of 2000 L/kg. Moreover, a substance is considered to potentially fulfill the B criteria when $\log K_{ow}$ exceeds a value of 4.5.

The applicant has proposed an estimation of the intrinsic potential for bioconcentration using the octanol/water partition coefficient and the models given in the Technical Guidance Document For Risk Assessment Of New And Existing Substances (Chapter 3 p. 126) (TGD part II, 2003). This linear relation is valid only for a Kow ranging between 2 and 6 or higher than 6 and could not be used for PHMB. Nevertheless, the low Kow , the high molecular weight (PHMB >700 g/mol) may indicate the substance unlikely to bioaccumulate. However, PHMB contains also polymers with short chain of carbons which could penetrate into organisms.

Therefore, Applicant reviewed available data and proposed qualitative explanations based on theoretical consideration. Applicant explained that a quantitative prediction of the solubility of low molecular weight oligomers (*i.e.* the dimer) was not considered possible given the available data. However, given the relationship between water solubility and Kow then a lower solubility would lead to a higher Kow and thus a higher BCF. Plus, the smallest oligomers, such as dimers, would be expected to have higher water solubility than larger oligomers. It can therefore expect the dimer to have a lower Kow and thus a lower BCF. Based on this theoretical consideration, there is no concern over the bioaccumulation potential of low MW oligomers. This view is supported by the measured Kow value ($Kow = 0.005$; $\log Kow = -2.29$) which reflects the value for a mixture of oligomers. This measured Kow is extremely low and makes it extremely improbable that the Kow for any low molecular weight oligomers would even approach the generally accepted trigger limit of 4.5.

Based on the Kow , the BCF for aquatic organism and for terrestrial organisms is estimated to be 0.002 and 0.0013 L/kg, respectively.

Considering the low $\log Kow$ (-2.29), the BCF for aquatic organism (0.002) and for terrestrial organisms (0.0013), PHMB is not considered to fulfill the B criterion.

2.2.2.5.3 Toxicity criteria

According to the annex XIII of the REACH regulation, the toxicity criterion is fulfilled when the chronic NOEC for aquatic organism is less than 0.01 mg/L or when the substance meets the criteria for classification as carcinogenic (1A or 1B), germ cell mutagenic (1A or 1B) or toxic for reproduction (1A, 1B or 2).

Based on ecotoxicity on the most sensitive species *Selenastrum capricornutum* (*i.e.* NOEC/EC10 = 0.00743 mg/L of a.s.), active substance PHMB is considered to fulfill T criteria.

Therefore, PHMB is not considered to fulfill the PBT nor vPvB criterion. Anyhow, as PHMB fulfill the criteria of vP and T, **PHMB should be considered as a candidate for substitution, according to the article 10 of the Biocides Regulation EU/528/2012.**

2.2.2.5.4ED properties

PHMB is not known as an Endocrine Disruptor with regard to the environment. Considering the mode of action of the substance, observed effects on reproduction on fish and daphnia is not expected to be linked to an ED-mode of action.

2.2.2.5.5POP assessment

According to the screening criteria described in the Annex D of the Stockholm convention, PHMB is not a POP.

2.2.2.6 Environmental exposure assessment

The active substance, PHMB, is an antimicrobial agent, which uses in PT02 are illustrated by two biocidal products, (i) BAQUACIL PHMB, and (ii) VANTOCIL TG.

BAQUACIL PHMB:

BAQUACIL PHMB is an aqueous solution containing the active substance at a concentration of 20% w/w. It is used as a disinfectant for private pools. The product is readily handled as a liquid. The dosing regime and pool monitoring are readily achievable by consumers. BAQUACIL PHMB is poured directly from the container into the pool water to give an initial dose (when starting up the pool at beginning of the season) of 0.005% BAQUACIL PHMB, equivalent to 0.001% a.s. w/w (0.01 g a.s.L⁻¹), in the pool water. After the initial charge the concentration of BAQUACIL PHMB in the pool water is maintained by regular monitoring and adjustment by adding BAQUACIL PHMB.

The use of the product in municipal scale facilities is not currently cost-effective and this dossier therefore considers only the use of the product in private/domestic indoor and outdoor pools.

BAQUACIL PHMB is used both by professional and non professional users:

- Pool maintenance professionals, who are responsible for all aspects of pool care, including physical cleaning, filter maintenance and use of all chemical auxiliaries;
- Pool owners who manage their own pool.

For disinfection of private pools, based on Emission Scenario Documents (ESDs) of Van der Poel and Baker (2002)⁹, OECD (2004)¹⁰, and the conclusions of the e-consultation on scenarios to assess biocides as PT02 for private pool discussed and approved at WG-I-2015, two scenarios were applied for assessing environmental releases induced by the use of PHMB:

- A chronic scenario, considering periodic releases to wastewater due to the cleaning of the filtration system (*e.g.* by backwashing).
- A peak emission scenario, considering an annual release to wastewater due to the preparation for overwintering.

The product recommendations include an instruction that pool water should only be discharged to drains connected to a Sewage Treatment Plant (STP). As a result of this, there will be potential for exposure of both the aquatic (surface water and sediment) and the terrestrial (soil and groundwater) compartments, the latter as a result of contaminated sewage sludge spreading on land.

At WG-I-2015, it was also agreed to conduct a tiered approach for the active substance approval:

- Southern countries: 550 pools considered for 1 STP
- Northern countries: 100 pools considered for 1 STP

For Southern and Northern countries, another tiered approach was also performed, considering a market share of 0.5 (default value adopted at the WG-I-2015), and a market share of 0.005 (default value for polymeric biguanide (Table 5.1 of OECD

⁹ Van der Poel and Baker (2002). Emission Scenario document for Biocides – Emission scenarios for all 23 product types of the Biocidal Products Directive (EU Directive 98/8/EC). RIVM report 601450009. 349p.

¹⁰ OECD (2004). Emission Scenario Document on water treatment chemicals. OECD series on emission scenario documents – Number 4. ENV/JM/MONO(2004)9.

(2004))), the latest supported by market data provided by the applicant. In fact, according to an independent market survey data from Kline & Company (Specialty Biocides/Regional Market Analysis/4B. Water Treatment: Europe (2013) provided by the applicant, the consumption of biocidal products for use in Recreational Water Applications in Europe, increased (2012 to 2017) from 34 000 Tonnes to 38 000 Tonnes. The Kline forecast for 2017 estimates a decrease in the share of this market (total from all suppliers) held by PHMB to less than 0.4%. A realistic case considering 0.005 (0.5%) was therefore considered as a refinement.

VANTOCIL TG:

VANTOCIL TG containing 20% a.s. (w/w) in aqueous solution was proposed by the applicant as a representative or “dummy” biocidal product to illustrate the risk assessment of the active substance. The uses initially intended are described in section 2.1.3.4.

Considering that the efficacy of PHMB in VANTOCIL TG was initially demonstrated **only for the mode of application “dipping of medical equipment”, the environmental exposure assessment was performed in the first draft CAR only for this scenario.** After WG-I-2015 discussions, it was decided to include surface treatments as small scale surface disinfection by wiping using ready to use (RTU) wipes. It has to be highlighted that the risk assessment for the wiping use is done on the basis of a use dose that is not supported by any appropriate efficacy data. Therefore, the risk assessment does not reflect a realistic condition of use and has to be confirmed at product authorisation stage.

For disinfection of medical equipment by dipping, no specific emission scenario is described in Van der Poel and Baker (2001)⁹ and ESD for PT02¹¹. As a consequence, a new realistic scenario for assessing the environmental risk of VANTOCIL TG uses for disinfection of medical equipment by dipping was proposed and approved at the WG-I-2015.

For the small scale surface disinfection by wiping using RTU wipes, the applicant initially considered that using RTU wipes induces no release to the environment, as the RTU wipes after use is considered as a solid waste. eCA disagrees with this assumption as it is the wipe that should be considered as a solid waste, not the solution of VANTOCIL TG that impregnates the wipes. As for mopping, eCA considers that VANTOCIL TG at an efficient dose rate will be left by RTU wipes onto the surfaces to be treated. As a consequence releases to the environment via the sewer system could occur when surfaces are cleaned with water. According to the ESD-PT02 (2011), two scenarios based on a consumption approach were applied to estimate releases from use for the small scale surface disinfection by wiping using RTU wipes:

- Emission scenario for disinfection in industrial premises;
- Emission scenario for disinfection in institutional areas.

¹¹ Emission Scenario document for Product Type 2 – Private and public health area disinfectants and other biocidal products. JRC Scientific and Technical Reports (2011).

For all uses mentioned above, PHMB will ultimately be discharged to drain and will enter a municipal sewage treatment plant (STP). As a result of this, there will be potential for exposure of both the aquatic (surface water and sediment) and the terrestrial (soil and groundwater) compartments, the latter as a result of contaminated sewage sludge spreading on land.

2.2.2.7 Risk characterisation

To carry out a quantitative risk assessment for the environment when PHMB is used as PT02 for disinfection of private pools, disinfection of medical equipment by dipping, and small scale surface disinfection by wiping using RTU wipes, the PEC values were compared to the respective PNEC values for the different compartments, resulting in the following PEC/PNEC ratios summarised in the Tables below.

Table 2.2-14. PEC/PNEC ratios for PHMB for the use scenarios of BAQUACIL PHMB

Biocidal product	BAQUACIL PHMB															
PHMB uses	Disinfection of private pools															
PHMB application rate [g.L ⁻¹]	0.01															
	Value for Southern countries								Value for Northern countries							
	Chronic scenario				Peak emission scenario				Chronic scenario				Peak emission scenario			
Market share	0.5		0.005		0.5		0.005		0.5		0.005		0.5		0.005	
	PEC	PEC/PNEC	PEC	PEC/PNEC	PEC	PEC/PNEC	PEC	PEC/PNEC	PEC	PEC/PNEC	PEC	PEC/PNEC	PEC	PEC/PNEC	PEC	PEC/PNEC
Freshwater [mg.L ⁻¹]	1.20E-02	16.2	1.20E-04	0.16	5.04E-03	6.78	1.01E-03	1.36	2.18E-03	2.94	4.37E-05	5.88E-02	1.01E-03	1.36	1.01E-03	1.36
Sediment [mg kg ⁻¹ wwt]	7.22E+01	162	7.22E-01	1.62	3.03E+01	67.8	6.06E+00	13.6	1.31E+01	29.4	2.63E-01	0.59	6.06E+00	13.6	6.06E+00	13.6
STP [mg.L ⁻¹]	1.70E-01	1.42E-02	1.70E-03	1.42E-04	7.13E-02	5.94E-03	1.43E-02	1.19E-03	3.09E-02	2.57E-03	6.18E-04	5.15E-05	1.43E-02	1.19E-03	1.43E-02	1.19E-03
Soil [mg kg ⁻¹ wwt]	3.20E+01	8.95	3.21E-01	8.95E-02	1.34E+01	3.76	2.69E+00	0.75	5.83E+00	1.63	1.17E-01	3.25E-02	2.69E+00	0.75	2.69E+00	0.75
Groundwater [µg.L ⁻¹]	< 0.001	< 0.1 ¹	< 0.001	< 0.1 ¹	< 0.001	< 0.1 ¹	< 0.001	< 0.1 ¹	< 0.001	< 0.1 ¹	< 0.001	< 0.1 ¹	< 0.001	< 0.1 ¹	< 0.001	< 0.1 ¹

n.d. Not determined

¹ According to groundwater concentrations modeled by FOCUS PEARL 4.4.4 and compared to the maximum permissible concentration set for drinking water by the Directive 98/83/EC of 0.1 µg/L.

Table 2.2-15. PEC/PNEC ratios for PHMB for the use scenarios of VANTOCIL TG

Biocidal product	VANTOCIL TG									
PHMB uses	Pre-disinfection of medical equipment by dipping				Small scale surface disinfection by wiping with RTU wipes					
PHMB application rate [g.L ⁻¹]	0.2 (Bactericidal activity)		0.4 (Yeasticidal activity)		1.0					
	PEC	PEC/ PNEC	PEC	PEC/ PNEC	Industrial premises scenario				Institutional areas scenario	
					Surface area to be treated: 1000 m² (default value of ESD-PT02 (2011))		Surface area to be treated: 290 m² (<u>reverse scenario</u>)			
					PEC	PEC/ PNEC	PEC	PEC/ PNEC	PEC	PEC/ PNEC
Freshwater [mg.L⁻¹]	3.82E-04	0.51	7.63E-04	1.03	2.54E-04	0.34	7.38E-05	0.10	1.59E-04	0.21
Sediment [mg.kg⁻¹ wwt]	2.30E+00	5.14	4.59E+00	10.3	1.53E+00	3.42	4.44E-01	0.99	9.57E-01	2.14
STP [mg.L⁻¹]	5.40E-03	4.50E-04	1.08E-02	9.00E-04	3.60E-03	3.00E-04	1.04E-03	8.70E-05	2.25E-03	1.88E-04
Soil [mg.kg⁻¹ wwt]	1.02E+00	0.28	2.04E+00	0.57	6.79E-01	0.19	n.d.	n.d.	4.25E-01	0.12
Groundwater [µg.L⁻¹]	< 0.001	PEC < 0.1 ¹	< 0.001	PEC < 0.1 ¹	< 0.001	PEC < 0.1 ¹	n.d.	n.d.	< 0.001	PEC < 0.1 ¹

n.d. Not determined

¹ According to groundwater concentrations modeled by FOCUS PEARL 4.4.4 and compared to the maximum permissible concentration set for drinking water by the Directive 98/83/EC of 0.1 µg/L.

2.2.2.7.1 Aquatic compartment

For the disinfection of private pools, use of BAQUACIL PHMB induces PEC/PNEC ratios > 1 for aquatic compartment (including sediment) by applying chronic and peak emission scenarios, even with the lowest market shares of 0.005, and considering the least worst situation (*i.e.* Northern countries). As a consequence, PEC/PNEC ratios indicate that the predicted PHMB emission levels associated with use of BAQUACIL PHMB for disinfection of private pools will give rise to adverse effects in organisms present in the water column and the sediment.

As a consequence the risk following uses of BAQUACIL PHMB as PT02 for the disinfection of private pools is considered as unacceptable for the aquatic compartment (including sediment).

For the pre-disinfection of medical equipment by dipping, use of VANTOCIL TG induces PEC/PNEC ratios > 1 for sediment compartment at the lowest application rate (*i.e.* 0.2 g.L^{-1}). As a consequence, PEC/PNEC ratios indicate that the predicted PHMB emission levels associated with use of VANTOCIL TG for pre-disinfection of medical equipment by dipping will give rise to adverse effects in organisms present in the sediment.

As a consequence the risk following uses of VANTOCIL TG as PT02 for the pre-disinfection of medical equipment by dipping is considered as unacceptable for the aquatic compartment (including sediment).

For small scale surface disinfection by wiping with RTU wipes, use of VANTOCIL TG in industrial premises and in institutional areas induces PEC/PNEC ratios > 1 for the sediment compartment (when typical scenarios for surface disinfection are applied). These results indicate that the predicted PHMB emission levels associated with use for small scale surface disinfection by wiping with RTU wipes will give rise to adverse effects in organisms present in the sediment.

Nevertheless, the use of RTU wipes can be considered more adapted to small scale surface disinfection, than for medium to large scale surface disinfection. As a consequence, the scenario applied for surface disinfection in industrial premises using a treated surface area of 1000 m^2 (default value of the ESD-TP02) probably overestimated the risk for the use of RTU wipes. Based on the scenario for surface disinfection in industrial premises, and by applying a reverse calculation, the use of VANTOCIL TG would induce acceptable risk to sediment for a treated surface $< 290 \text{ m}^2$. A treated surface $< 290 \text{ m}^2$ could be considered as a small scale surface, and hence the use of RTU wipes for surface disinfection should be considered as acceptable for all relevant environmental compartments when used on a small scale surface.

As a consequence, the risk following the use of VANTOCIL TG as PT02 for the small scale surface disinfection by wiping with RTU wipes is acceptable for the aquatic compartment (including sediment) if small scale treated surface is considered (*i.e.* $< 290 \text{ m}^2$).

2.2.2.7.2 Sewage treatment plant organisms

The risk assessment estimates that the predicted PHMB emission levels associated with uses of BAQUACIL PHMB for disinfection of private pools, and VANTOCIL TG for disinfection of medical equipment by dipping and for small scale surface disinfection

by wiping with RTU wipes will not give rise to adverse effects in microorganisms present in STP.

As a consequence the risk following uses of PHMB in BAQUACIL PHMB and VANTOCIL TG for PT02 is considered **acceptable for the STP**.

2.2.2.7.3 Atmosphere

No risks are expected, considering that the active substance is not volatile.

2.2.2.7.4 Terrestrial compartment

For the disinfection of private pools, use of BAQUACIL PHMB induces PEC/PNEC ratios < 1 for the terrestrial compartment by applying chronic and peak emission scenarios, only with the lowest market share of 0.005 for both typical cases (i.e. Southern and Northern countries). As a consequence, PEC/PNEC ratios indicate that the predicted PHMB emission levels associated with use of BAQUACIL PHMB for disinfection of private pools will give rise to no adverse effects in organisms present in the terrestrial environment.

As a consequence the risk following uses of BAQUACIL PHMB as PT02 for the disinfection of private pools is acceptable for the terrestrial compartment with a refinement of the market share.

For the pre-disinfection of medical equipment by dipping, uses of VANTOCIL TG induces PEC/PNEC ratios < 1 for soil compartment. As a consequence, PEC/PNEC ratios indicate that the predicted PHMB emission levels associated with use of VANTOCIL TG for pre-disinfection of medical equipment by dipping will give rise to no adverse effects in organisms present in the soil.

As a consequence, the risk following uses of VANTOCIL TG as PT02 for pre-disinfection of medical equipment by dipping is acceptable for the terrestrial compartment.

For small scale surface disinfection by wiping with RTU wipes, uses of VANTOCIL TG induced PEC/PNEC ratio < 1 for the terrestrial compartment. These results indicate that the predicted PHMB emission levels associated with use for surface disinfection by wiping with RTU wipes will give rise to no adverse effects to organisms present in the soil.

As a consequence, the risk following uses of VANTOCIL TG as PT02 for surface disinfection by wiping with RTU wipes is acceptable for the terrestrial compartment.

2.2.2.7.5 Groundwater

With regard to predicted PHMB concentrations in groundwater, these did not exceed the 0.1 µg/L limit set by the EU Groundwater Directive following uses of PHMB-based products BAQUACIL PHMB and VANTOCIL TG.

As a consequence the risk following uses of PHMB in BAQUACIL PHMB and VANTOCIL TG for PT02 is considered **acceptable for groundwater**.

2.2.2.7.6 Non compartment specific effects relevant to the food chain (secondary poisoning)

It is believed that there is no significant potential for secondary poisoning because the low log octanol/water partition coefficient of -2.29, and the high molecular weight of PHMB.

2.2.2.8 Overall conclusion of the environmental risk assessment

The environmental risk assessment of PHMB used for PT02 is summarised in the table below.

Table 2.2-16. Summary of the environmental risk assessment of PHMB used as PT02 for disinfection of private pools, disinfection of medical equipment by dipping, and small scale surface disinfection by wiping with RTU wipes

	STP	Aquatic compartment	Terrestrial compartment	Groundwater	Air	Secondary poisoning
Disinfection of private pools: 0.001% a.s. w/w (0.01 g a.s.L⁻¹).						
Value for southern countries, with a refined market share of 0.005						
Chronic scenario	Acceptable	Unacceptable	Acceptable	Acceptable	Not relevant	Not relevant
Peak emission scenario						
Value for northern countries, with market share of 0.005						
Chronic scenario	Acceptable	Acceptable	Acceptable	Acceptable	Not relevant	Not relevant
Peak emission scenario		Unacceptable				
Pre-disinfection of medical equipment by dipping: 0.02% to 0.04 a.s. (w/w), i.e. 0.2 g a.s.L⁻¹;						
	Acceptable	Unacceptable	Acceptable	Acceptable	Not relevant	Not relevant
Small scale surface disinfection by wiping with RTU wipes: 0.1% a.s. (w/w)						
Surface area to be treated: 1000 m ² (default value of ESD-PT02)	Acceptable	Unacceptable	Acceptable	Acceptable	Not relevant	Not relevant

(2011))				
Surface area to be treated: 290 m ² (reverse scenario)		Acceptable	Not determined	

For the uses of BAQUACIL PHMB for the disinfection of private pools, considering that:

- BAQUACIL PHMB is an aqueous solution containing the active substance at a concentration of 20% w/w. It is used as a disinfectant for private pools at a dose of 0.005% BAQUACIL PHMB, equivalent to 0.001% a.s. w/w (0.01 g a.s.L⁻¹) in the pool.
- BAQUACIL PHMB is used both by professional and non professional users.
- The product recommendations include an instruction that pool water should only be discharged to drains connected to a Sewage Treatment Plant (STP). As a result of this, there will be potential for exposure of both the aquatic (surface water and sediment) and the terrestrial (soil and groundwater) compartments, the latter as a result of contaminated sewage sludge spreading on land. Moreover it was concluded in WG-I-2015 that for the approval of active substances it is acceptable to assess only the releases to municipal STP and consider application to permanent installed pools. For product authorisation an assessment for above ground small pools (including direct release) should be performed if relevant.
- In accordance with the peak emission and chronic release scenarios applied for the risk assessment:
 - o The derived PEC/PNEC ratios for STP and terrestrial compartment are below the trigger value of 1 for all scenarios at least with the lowest market shares of 0.005;
 - o Nevertheless for freshwater and sediment the derived PEC/PNEC ratios are above this trigger value even with the lowest market share of 0.005, and considering the least worst situation (*i.e.* Northern countries);
 - o The calculated groundwater concentrations are below the maximum permissible concentration set for drinking water by the Directive 98/83/EC of 0.1 µg/L for all scenario.

The environmental risk is unacceptable for freshwater including sediment for the use of BAQUACIL PHMB for the disinfection of private pools.

For the uses of VANTOCIL TG for pre-disinfection of medical equipment by dipping and for the small scale surface disinfection by wiping with RTU wipes, considering that:

- VANTOCIL TG is an aqueous solution containing the active substance at a concentration of 20% w/w.
- The efficiency of PHMB used in VANTOCIL TG was demonstrated only for the pre-disinfection of medical equipment by dipping at the application rate of 0.02% of active substance (w/w) for a bactericidal activity, 0.04% of active

substance (w/w) for a yeasticidal activity; for the small scale surface disinfection by wiping with RTU wipes at the application rate of 0.1% of active substance (w/w);

- The solutions of diluted VANTOCIL TG used for the medical equipment pre-disinfection by dipping, and for the small scale surface disinfection by wiping with RTU wipes will ultimately be discharged to drain and will enter a municipal sewage treatment plant (STP).
- In accordance with the scenarios applied for the risk assessment:
 - o for the pre-disinfection of equipment by dipping, the derived PEC/PNEC ratios for sediment, are above the trigger value of 1 both application rates;
 - o for the surface disinfection by wiping with RTU wipes, the derived PEC/PNEC ratios for all relevant environmental compartments are below the trigger value of 1, if small scale treated surface is considered (i.e. < 290m²);
 - o the calculated groundwater concentration are below the maximum permissible concentration set for drinking water by the Directive 98/83/EC of 0.1 µg/L for all assessed uses.

The environmental risk is unacceptable for freshwater including sediment for the use of pre-disinfection of medical equipment by dipping.

The environmental risk is acceptable for all relevant environmental compartments for the use of disinfection of small scale surface by wiping with RTU wipes (i.e. < 290m²).

It should be noted, for the use of disinfection of small scale hard surface by wiping with RTU wipes, that a dummy product was only proposed (*i.e.* a solution containing 20% w/w of PHMB). Hence, the biocidal product considered for the risk assessment is not the RTU wipe, but the solution impregnating the wipes. As a consequence, a worst case approach was conducted considering the lack of data about the description of a RTU wipe (e.g. amount of impregnation fluid per tissue, size of the tissues, number of tissues required per m², etc) provided by the applicant at the substance approbation stage. Such data was not requested by eCa, as it was decided at a late stage of the process (*i.e.* WG-I-2015 decision) that surface disinfection uses should be included in the risk assessment of PHMB.

As a consequence, the following data must be provided at the product authorisation level for a more realistic risk assessment, as the applicant intended a dummy product at the substance approbation level, and as the environmental risk is acceptable for all relevant environmental compartments for the use of disinfection of hard surface by wiping with RTU wipes only if small scale treated surface is considered (*i.e.* < 290m²):

- The biocidal product should be the RTU wipe itself, not the impregnated solution;
- Data on the transfer rate from the wipe to the treated surface should be provided by the applicant.

2.2.3 ASSESSMENT OF ENDOCRINE DISRUPTOR PROPERTIES

PHMB (1600; 1.8) is not included in the priority list of substances for further evaluation of their role in endocrine disruption established within the Community Strategy for Endocrine Disruptors (COM (1999) 706, COM (2001) 262). Available evidence at this time indicates that PHMB (1600; 1.8) does not have endocrine-disrupting properties (classification criteria specified in Art. 5(3) of Regulation 528/2012 are not met, no effects on endocrine organs and/or reproduction were observed in standard toxicity studies to raise a concern for potential endocrine disruption).

2.3 OVERALL CONCLUSION OF THE RISK ASSESSMENT

The outcome of the assessment for PHMB (1600; 1.8) in product-type 2, presented in the Table below, is specified in the BPC opinion following discussions at the 11th meeting of the Biocidal Products Committee (BPC). The BPC opinion is available from the ECHA web-site.

Substitution/exclusion criteria:

There is no evidence of endocrine effects of PHMB. The substance cannot be considered as carcinogenic, mutagenic and toxic for the reproduction (CMR). PHMB is considered as Toxic for the environment, and very Persistent (vP, T of PBT) and is therefore candidate for substitution.

SCENARIO	Human primary exposure		Human secondary exposure		Environment					
	Professional	Non professional	Workers	General public	STP	Aquatic compartment	Terrestrial compartment	Groundwater	Air	Secondary poisoning
Treatment of private swimming pool - Water-borne bacteria										
Pouring into swimming pool 0.001 % w/w a.s. (permanent, until water change)	Acceptable (1)	Not acceptable	NR	Not acceptable	Acceptable	Not acceptable	Acceptable	Acceptable	NR	NR
Dipping of medical equipment (outside the scope of the directive 93/42/EEC related to medical devices) – Bacteria and yeasts										
Dipping Bacteria: 0.02 % w/w a.s. Yeasts: 0.04% w/w a.s. 60 min	Acceptable (1)	NR	Not acceptable	Not acceptable	Acceptable	Not acceptable	Acceptable	Acceptable	NR	NR
Wiping for small scale disinfection										

Polyhexamethylene biguanide
(Mn = 1600; PDI = 1.8)
(PHMB)

Product-type 2

June 2015

Wiping 0,1% w/w a.s.	Acceptable	Acceptable	NR	Acceptable (2)	Acceptable	Acceptable (3)	Acceptable	Acceptable	NR	NR
-------------------------	------------	------------	----	-------------------	------------	----------------	------------	------------	----	----

NR: Not relevant.

Conditions:

- (1) Due to the local effects, the product should be handled only by professionals adequately trained to use them and PPE have to be worn, in order to consider the risk as acceptable, during pouring into swimming pool and filling the dipping bath.
- (2) Due to the unacceptable risk, wiping with RTU wipes containing PHMB should be restricted to locations that are not accessible to general public in order to limit secondary exposure. Because of this management measure, the non-professional use can not be allowed.
- (3) Only for small scale surface disinfection with RTU wipes (treated surface < 290 m²).

3 APPENDICES

APPENDIX I: LIST OF ENDPOINTS

Chapter 1: Identity, Physical and Chemical Properties, Details of Uses, Further Information, and Proposed Classification and Labelling

Active substance (ISO Common Name) PHMB (1600; 1.8) i.e. polyhexamethylene biguanide with a mean number-average molecular weight (Mn) of 1600 and a mean polydispersity (PDI) of 1.8

Function (e.g. fungicide) Bactericide, Yeasticide,

Rapporteur Member State

France

Identity (Annex IIA, point II.)

Chemical name (IUPAC)	CoPoly(bisiminoimidocarbonyl,hexamethylene hydrochloride),(iminoimidocarbonyl, hexame-thylène hydrochloride) or Co poly(5-imino-7-imino-4,6,8-triazaundecamethylene hydrochloride) (5-imino-4,6-diazanonamethylenehydrochloride)
Chemical name (CA)	<ul style="list-style-type: none">• Guanidine, N,N''-1,6-hexanediylbis[N'-cyano-, polymer with 1,6-hexanediamine, hydrochloride• N,N''-1,6-Hexanediylbis(N'-cyanoguanidine) polymer with 1,6-hexanediamine, hydrochloride• Poly(iminocarbonimidoyliminocarbonimidoylimino-1,6-hexanediyl
CAS No	27083-27-8 and 32289-58-0
EC No	Not Applicable: the substance is a polymer.
Other substance No.	Not relevant.
Minimum purity of the active substance as manufactured (g/kg or g/l)	The active substance as manufactured (TK) is a 20 % w/w aqueous solution of PHMB plus impurities (total solid) PHMB in dried material $\geq 95.6\%$
Identity of relevant impurities and additives (substances of concern) in the active substance as	HMD ≤ 4.3 g/kg

manufactured (g/kg)

Molecular formula

Terminal function- $(\text{CH}_2)_6 - [\text{C}_8\text{H}_{18}\text{N}_5\text{Cl}]_n [\text{C}_7\text{H}_{16}\text{N}_3\text{Cl}]_m$ - terminal function

Possible terminal functions:

NH_2 (amine)

$\text{C}_2\text{H}_3\text{N}_4$ (cyanoguanide)

$\text{CH}_5\text{N}_3\text{Cl}$ (guanidine)

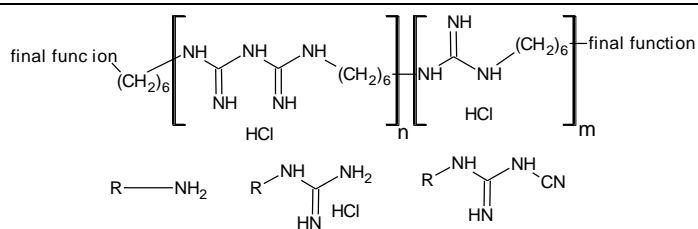
		range	average
m+n		2-40	11
n / (m+n) [biguanide %]		90.8 - 91.9%	91.3 %
m / (m+n) [guanide %]		8.1 - 9.2 %	8.6 %
Terminal function	amino	35% - 46%	39%
	guanidine	22% - 29%	25%
	cyanoguanide	31 - 39%	35%

Molecular mass

Number average molecular weight (Mn) = 1610

Mass average molecular weight (Mw) = 2986.

Structural formula



Physical and chemical properties (Annex IIA, point III)

Melting point (state purity)

Glass transition temperature = 90.2-91°C

Boiling point (state purity)

TK : 100.2°C

TC: Decomposition before boiling

Temperature of decomposition

205 to 210°C

Appearance (state purity)

TK : Very pale yellow, Mobile liquid, odourless

TC Dusty white solid

Relative density (state purity)

TK: 1.04 at 20°C

TC: 1.20 at 20°C

Surface tension

The active substance is not expected to be surface active based on structural consideration.

Vapour pressure (in Pa, state

dried PHMB is considered as not volatile

temperature)	
Henry's law constant (Pa m ³ mol ⁻¹)	Henry's law is not applicable for PHMB. PHMB has only slight possibility to pass from water to air.
Solubility in water (g/l or mg/l, state temperature)	426 g/L at 25°C (41% w/w)
Solubility in organic solvents (in g/l or mg/l, state temperature) (Annex IIIA, point III.1)	Methanol: 41% w/w at 25°C Ethanol: 4.99 g/L (0.5% w/w) Acetone: 2.7 x10 ⁻³ g/L Dichloromethane: 2.0 x10 ⁻⁴ g/L Toluene: 2.0 10 ⁻⁴ g/L Ethyl acetate: 1.0 x10 ⁻⁴ g/L n-Hexane: 1.0 x10 ⁻⁴ g/L Acetonitrile: 8.0 x10 ⁻⁴ g/L
Stability in organic solvents used in biocidal products including relevant breakdown products (IIIA, point III.2)	No organic solvent in BP.
Partition coefficient (log P _{OW}) (state temperature)	Log Pow = -2.3 at 25°C ; pH 7.4
Hydrolytic stability (DT ₅₀) (state pH and temperature) (point VII.7.6.2.1)	Not calculated: insignificant hydrolysis (<10%) at all pHs after 5 days at 50°C.
Dissociation constant (not stated in Annex IIA or IIIA; additional data requirement from TNSG)	1.2 ± 0.5 x 10 ⁻¹ g equiv/L at 25°C
UV/VIS absorption (max.) (if absorption > 290 nm state ε at wavelength)	Spectrum wavelength maximum: - Distilled water: 236 nm - 0.1M aqueous HCl: 205 nm - 0.1M aqueous NaOH: 234nm
Photostability (DT ₅₀) (aqueous, sunlight, state pH) (point VII.7.6.2.2)	Not calculated: Under artificial and natural sunlight, PHMB was not photodegraded in laboratory grade water.
Quantum yield of direct photo-transformation in water at S > 290 nm (point VII.7.6.2.2)	Not relevant. See above.
Flammability	TC: Not Flammable. TC: No ignition below 400°C
Explosive properties	Not Explosive.

Classification and proposed labelling (Annex IIA, point IX.)

with regard to physical/chemical data

Harmonised classification (TC): None

Proposed classification of PHMB 20 % in water (TK), VANTOCIL TG and BAQUACIL PHMB: None

with regard to toxicological data

Harmonised classification (TC):

Acute Tox 4; H302: Harmful if swallowed.

Skin Sens. 1B; H317: May cause an allergic skin reaction.

Eye Dam. 1; H318: Causes serious eye damage.

Carc. 2; H351: Suspected of causing cancer.

STOT RE 1; H372 (respiratory tract) (Inhalation): Causes damage to organs through prolonged or repeated exposure by inhalation.

Proposed classification of PHMB 20 % in water (TK), VANTOCIL TG and BAQUACIL PHMB:

Acute Tox 4; H332: Harmful if inhaled.

Skin Sens. 1B; H317: May cause an allergic skin reaction.

Carc. 2; H351: Suspected of causing cancer.

STOT RE 1; H372 (respiratory tract) (Inhalation): Causes damage to organs through prolonged or repeated exposure by inhalation.

with regard to fate and behaviour data

Harmonised classification (TC): None

Proposed classification of PHMB 20 % in water (TK), VANTOCIL TG and BAQUACIL PHMB: None

with regard to ecotoxicological data

Harmonised classification (TC):

Aquatic Acute 1; H400 (M-factor = 10): Very toxic to aquatic life.

Aquatic Chronic 1; H410 (M-factor = 10): Very toxic to aquatic life with long lasting effects.

Proposed classification of PHMB 20 % in water (TK), VANTOCIL TG and BAQUACIL PHMB:

Aquatic Acute 1; H400: Very toxic to aquatic life.

Aquatic Chronic 1; H410: Very toxic to aquatic life with long lasting effects.

Chapter 2: Methods of Analysis

Analytical methods for the active substance

Technical active substance
(principle of method) (Annex IIA,
point 4.1)

Gravimetric Analysis: An aliquot of the test substance of known weight is determined gravimetrically after freeze drying until it reaches a constant weight.

Impurities in technical active
substance (principle of method)
(Annex IIA, point 4.1)

Inorganic salts monitored by determining % w/w sulphated ash.

Residual starting materials monitored by gas chromatography with flame ionisation detection and HPLC with UV detection.

Impurities/related substances, monitored by using size exclusion chromatography (SEC) with UV detection.

Water monitored using Karl Fischer titration.

Analytical methods for residues

Soil (principle of method and LOQ)
(Annex IIA, point 4.2)

Not technically feasible for an enforcement method

Air (principle of method and LOQ)
(Annex IIA, point 4.2)

Occurrence of PHMB in air is not probable.
No method required

Surface water water (principle of
method and LOQ) (Annex IIA, point
4.2)

Not technically feasible for an enforcement method

Drinking water (principle of method
and LOQ) (Annex IIA, point 4.2)

Method required

Body fluids and tissues (principle of
method and LOQ) (Annex IIA, point
4.2)

Method required

Food/feed of plant origin (principle
of method and LOQ for methods for
monitoring purposes) (Annex IIIA,
point IV.1)

No exposure of food or feedstuffs is expected. No method is required.

Food/feed of animal origin
(principle of method and LOQ for
methods for monitoring purposes)
(Annex IIIA, point IV.1)

Chapter 3: Impact on Human Health

Absorption, distribution, metabolism and excretion in mammals (Annex IIA, VI.6.2)

Rate and extent of oral absorption:	4% = closest estimate (oral absorption of PHMB ranges approximately from 0.3 to 8%).
Rate and extent of dermal absorption:	4% corresponding to oral absorption, based on default value proposed in the EFSA guidance on dermal absorption.
Distribution:	Uniformly distributed. Target organs: liver and kidneys
Potential for accumulation:	No evidence for bioaccumulation.
Rate and extent of excretion:	Most excreted (>90%) in the faeces.
Toxicologically significant metabolite	-

Acute toxicity (Annex IIA, VI.6.1)

Rat LD ₅₀ oral	The oral LD ₅₀ of the 20 % aqueous solution is from 2.5 g (Vantocil P)/kg to > 5g /kg of PHMB 20 % w/w in rat
Rat LD ₅₀ dermal	The dermal LD ₅₀ of the 20 % aqueous solution is > 2000 mg/kg of PHMB 20 % w/w in rabbit.
Rat LC ₅₀ inhalation	No available acute data. Based on RAC opinion: Xn; R20 is warranted.
Skin irritation	Slight to moderate irritant on rabbit. Slight irritant to human skin. But does not meet criteria for classification.
Eye irritation	20% PHMB in aqueous solution is a moderate irritant but does not meet the criteria for classification;
Skin sensitization (test method used and result)	Moderate to strong potency sensitizer based on animal data. Human studies indicate that PHMB is a skin sensitizer in humans, although with a rare frequency of sensitisation in the current conditions of consumer uses. It meets the classification criteria for an R43, may cause sensitisation by skin contact or Skin Sens. 1B H317 because of low incidences from human data.

Repeated dose toxicity (Annex IIA, VI. 6.3, 6.4, and 6.5)

Species/ target / critical effect	Rat/liver and kidney/slight effects to parameters of clinical chemistry, decrease in weight gain, minor histopathological change to the liver and kidneys. Acute, mid and long-term exposure: NOAEL = 13 mg/kg/d (Rat - developmental study)
-----------------------------------	--

Lowest relevant inhalation NOAEC

Acute, mid and long-term exposure: Rat – 28 day exposure – 0.024 mg/m³

Genotoxicity (Annex IIA, VI.6.6)

Not genotoxic *in vitro* or *in vivo*.

Carcinogenicity (Annex IIA, VI.6.7)

Species/type of tumour

PHMB increases the incidence of benign and malign vascular tumours in female rats by oral route and in male and female mice by oral and dermal route. The tumours are induced mainly in the liver, which is one of the target organ of PHMB and the increase is clearly seen at doses above the MTD. However, it is also observed more equivocally at doses below MTD (mouse oral study at mid-dose and rat oral study at high dose). These increases are not considered incidental when considering the clear induction of vascular tumours at higher doses and they are considered biologically significant and attributed to treatment.
A classification as carcinogenic category 3; R40 is warranted.

lowest dose with tumours

Rat – via diet - NOAEL for carcinogenicity can be established at 36 mg/kg bw/d in males and 45 mg/kg bw/d in females.

Reproductive toxicity (Annex IIA, VI.6.8)

Species/ Reproduction target / critical effect

Rat – lower bodyweights in F0 and F1 animals during the premating period.

Lowest relevant reproductive NOAEL

F0 – 600 ppm (70 – 77 mg/kg bw/d)
F1 – 600 ppm (70 – 77 mg/kg bw/d)
F2 – 2000 ppm (239 - 258 mg/kg bw/d)

Species/Developmental target / critical effect

Rabbit – no developmental effects related to treatment.
Rat – increase in extra ribs at maternal toxic doses.

Lowest relevant developmental NOAEL

Rabbit:
Parental: 20 mg/kg/d
Developmental: 20 mg/kg/d
Rat:
Parental: 13 mg/kg/d
Developmental: 54 mg/kg/d

Neurotoxicity (Annex IIIA, VI.1)

Species/ target/critical effect

Not applicable since no specific studies have been conducted for this endpoint.

Lowest relevant neurotoxicity
NOAEL

N/A

Other toxicological studies (Annex IIIA, VI/XI)

Neurotoxicity

See section on neurotoxicity.

Toxic effects on livestock and pets

Not relevant, low exposure.

Studies related to the exposure of
the a.s. to humans

Studies related to human exposure of the a. s. are not required on the basis of the results of the human health exposure and risk assessments.

Food and feeding stuffs

Not necessary.
Contact with food/feed is not expected.

Other tests related to exposure of
the a.s. to human considered to be
necessary

Further studies are not necessary for the purpose of a comprehensive evaluation of the a. s.

Tests to assess toxic effects from
metabolites of treated plants

Not relevant because PHMB-based products are not used on plants.

Mechanistic studies

No studies are available with data to define the mechanism of action for the toxicity.

Further human health related
studies

Not required.

Medical data (Annex IIA, VI.6.9)

Medical surveillance data on
manufacturing plant personnel

No evidence of adverse effects on workers of manufacturing plants.

Direct observations, e.g. clinical
cases, poisoning incidents

No data available.

Health records, both from industry
and any other sources

From the data available, no evidence of adverse health effects of PHMB.

Epidemiological studies on the
general population

No data available.

Diagnosis of poisoning including
specific signs of poisoning and
clinical tests

Skin: Exposure may cause redness and swelling.
Eye:
20% PHMB in aqueous solution: Exposure may cause eye irritation –redness and swelling.
Inhalation: irritation of the respiratory tract may occur. Exposure may cause coughing.
Ingestion: may cause irritation of the gastrointestinal tract with nausea vomiting or diarrhoea.

Sensitization/allergenicity

PHMB is a skin sensitizer in humans, although with a rare frequency of sensitisation in the current

observations

Specific treatment in case of an accident or poisoning: first aid measures and medical treatment

conditions of consumer uses.

Skin: Remove contaminated clothing. Wash immediately with water followed by soap and water. Obtain medical attention.

Patient may experience an eczematous rash to compound should they have been sensitized by prior exposure. This rash would be expected to respond to removal from exposure and treatment with corticosteroids.

Contaminated clothing should be laundered before re-issue.

Eye:

20% PHMB in aqueous solution: Irrigate with eyewash solution or clean water, holding the eyelids apart, for at least 15 minutes. Obtain medical attention as a precaution.

Inhalation: Remove patient from exposure. Obtain medical attention if ill effects occur.

Ingestion: Provided the patient is conscious, wash out mouth with water and give 200-300 ml (half a pint) of water to drink.

Do not induce vomiting. Obtain medical attention.

Prognosis following poisoning

The prognosis is excellent if First Aid is administered promptly.

Skin: Prompt cleansing should minimize irritation to the skin. Patient may be experience sensitization to compound should future exposure occur.

Eye: Prompt irrigation should minimize irritation of the eye.

Inhalation: Prompt removal from exposure should minimize irritation to the respiratory tract.

Ingestion: Prompt treatment should minimize irritation of the gastrointestinal tract.

Summary (Annex IIA, VI.6.10)

Summary (Annex IIA, VI.6.10)

Systemic effects		
	AEL	MOE_{ref}
acute, medium and long-term	5.2 µg a.s./kg bw/d	100
	ADI - ARfD	MOE_{ref}
Chronic and acute	0.13 mg a.s./kg bw/d	100
Local effects by inhalation		
	AEC	MOE_{ref}
acute	0.96 µg/m ³	25
medium-term	0.32 µg/m ³	75
long-term	0.16 µg/m ³	150

Exposure scenarios (including method of calculation)

Professional users

Concerning the treatment of pool-water with BAQUACIL PHMB, the primary exposure of professionals to PHMB based products during its use in disinfection of swimming pools, induces acceptable risks.

Concerning the dipping of equipments medical with VANTOCIL TG, the users are only professionals and the risks to PHMB based products during its use in disinfection of medical equipment, are considered to be acceptable.

Concerning the wiping for small scale of disinfection with ready to use wipes, due to the high maximum number of wipes can be used per day, the risk for systemic effects is acceptable for professionals and non professionals wiping with ready to use wipes for small scale disinfection.

Non-professional users

Concerning the treatment of pool-water with BAQUACIL PHMB, the risk for systemic effects is considered to be acceptable without PPE. However, the PHMB concentration in BAQUACIL PHMB product is above classification limit for sensitization properties. As a common practice, it is considered that non-professional users do not wear PPE, but during the Working group I-2015, SECR pointed out that exposure assessment for non-professionals could be performed with the use of gloves as Tier II, according to the document "Authorisation of biocidal products classified as skin sensitizers requiring PPE for non-professional users" (CA-Sept13-Doc.6.2.a – Final.Rev1, amended by CA-May14 – Doc.5.2.a). The following local risk characterisation should be

Summary (Annex IIA, VI.6.10)

performed considering potential exposure both with and without gloves. In this case, gloves will only reduce the quantity of product in contact with skin not the concentration. So contact with the product could still occur. Only the combination of PPE, training to handle PPE and chemicals allow a safe use for professionals.

As consumers are not trained to use PPE and chemicals they can be exposed to the product when removing the gloves or they can use the gloves provided with the product for other uses. So providing PPE with the product is not sufficient to lead to a safe use for consumers against local effects.

However, as PHMB 20% is classified STOT RE 1, it shall not be authorised for making available on the market for use by the general public according to the BPR article 19.4.b).

Concerning the wiping for small scale of disinfection with ready to use wipes, due to the high maximum number of wipes can be used per day, the risk for systemic effects is acceptable for professionals and non professionals wiping with ready to use wipes for small scale disinfection.

Indirect exposure as a result of use

Concerning the dipping of equipments medical with VANTOCIL TG, the secondary exposure of professionals rubbing treated medical equipment, induces risks considered as unacceptable

Concerning the treatment of pool-water with BAQUACIL PHMB, the risks linked to the secondary exposure of adults or children swimming in treated pool are considered as unacceptable.

Concerning the wiping for small scale of disinfection with ready to use wipes, unacceptable risk has been identified for infant crawling on surface cleaned with ready to use wipes. Due to the unacceptable risk, eCA proposes a specific risk management measure: wiping with RTU wipes containing PHMB should be restricted to local non-accessible to general public to limit secondary exposure. Because of this management measure, the non-professional use can not be allowed.

¹⁾ Technical Notes for Guidance – Human Exposure to Biocidal Products – Guidance on Exposure Estimation (June 2002)

Chapter 4: Fate and Behaviour in the Environment

Route and rate of degradation in water (Annex point IIA, VII.7.6; Annex point IIIA, XII.2.1, 2.2)

Hydrolysis of active substance and relevant metabolites (DT ₅₀) (state pH and temperature)	50°C, pH 4, 7 and 9: hydrolytically stable (<10% hydrolysis seen after 5 days). No metabolites identified.
Photolytic / photo-oxidative degradation of active substance and resulting relevant metabolites	PHMB absorption spectra maximum was not found in visible wavelength. PHMB is considered as not photodegradable
Readily biodegradable (yes/no)	No.
Inherent biodegradability	No.
Biodegradation in seawater	Up to 10.1% mineralisation after 56 days.
Anaerobic water/sediment study: DT ₅₀ total systems (nonsterile) DT ₉₀ total systems (nonsterile)	No DT ₅₀ total system determined
Non-extractable residues	According to a water/sediment degradation study on PHMB, > 90% of non-extractable residues in sediment after 101 days.
Distribution in water / sediment systems (active substance)	According to a water/sediment degradation study on PHMB: <ul style="list-style-type: none">- Water = 0.3% after 101 days (DT₅₀ for removal from the water phase are 1 to 2.3 days);- Sediment > 90% after 101 days;- Mineralisation <3% after 101 days.
Distribution in water / sediment systems (metabolites)	It was not possible to investigate the identity of degradation products due to the sorptive nature of PHMB.

Route and rate of degradation in soil (Annex point IIIA, VII.4, XII.1.1, XII.1.4; Annex VI, para. 85)

Mineralisation (aerobic)	Less than 5% mineralisation after 123 days.
Laboratory studies (range or median, with number of measurements, with regression coefficient)	DT ₅₀ lab (25°C, aerobic)- not calculated as <5% minealisation observed.

Field studies (state location, range or median with number of measurements)

No direct soil exposure expected.
Therefore, there is no requirement for terrestrial testing and submission of a field soil dissipation and accumulation study is not required.

Anaerobic degradation

Further studies not required as exposure to anaerobic conditions is not likely where the active substance is to be used.

Soil photolysis

Not required because the degradation of PHMB in soil is primarily microbially mediated.

Non-extractable residues

According to a soil degradation study on PHMB, > 90% of non-extractable residues in soil after 123 days.

Relevant metabolites - name and/or code, % of applied a.s. (range and maximum)

It was not possible to investigate the identity of degradation products due to the sorptive nature of PHMB.

Soil accumulation and plateau concentration

Not required.
According to the TNSG this study is required only where the biocide is directly applied or emitted to soil. From the Risk assessment at Doc IIB Chapter 3 and IIC chapter 2, there is no direct soil exposure.
Also the STP partition coefficient is lower than the trigger value of 5000 (actual value = 1500).

Adsorption/desorption

K_a , K_d

K_{aoc} , K_{doc}

pH dependence (yes / no) (if yes type of dependence)

K_{oc}

Leaching of PHMB

K_d (adsorption distribution coefficient): 3172-7614 L/kg (arithmetic mean value of 6177 L/kg)
K_{om}: 88032-244036 L/kg (arithmetic mean value of 160344 L/kg)
K_{oc}: 151415-428713 L/kg (arithmetic mean value of 276670 L/kg)
Adsorption is independent of pH.

276670 L/kg (log K_{oc} = 5.44)

No Leaching studies conducted.

Fate and behaviour in air (Annex point IIIA, VII.3, VII.5)

Direct photolysis in air

Not required.

Quantum yield of direct photolysis

Not determined.

Photo-oxidative degradation in air

DT₅₀ 1.351 – 6.37 hours (24H day, 5 x 10⁵ OH/cm³) derived by the Atkinson method of calculation.

Volatilisation

PHMB is not volatile.

Monitoring data, if available (Annex VI, para. 44)

Soil (indicate location and type of study)

No monitoring data has been reported.

Surface water (indicate location and type of study)

No monitoring data has been reported.

Ground water (indicate location and type of study)

No monitoring data has been reported.

Air (indicate location and type of study)

No monitoring data has been reported.

Chapter 5: Effects on Non-target Species

Toxicity data for aquatic species (most sensitive species of each group) for PHMB

(Annex IIA, VII. 7.1 - 7.4, Annex IIIA, XII. 2.2 and XII 2.4)

Species	Time-scale	Endpoint	Toxicity
Fish			
<i>Oncorhynchus mykiss</i>	96 h (flow through system)	Mortality	LC ₅₀ : 26 µg PHMB.l ⁻¹ (mc) NOEC: 9.8 µg PHMB.l ⁻¹ (mc)
<i>Oncorhynchus mykiss</i>	28 days (flow through system)	Growth	NOEC = 10 µg PHMB.l ⁻¹ (mc)
Invertebrates			
<i>Daphnia magna</i>	21 days (semi static system)	Growth and reproduction	NOEC: 8.4 µg PHMB.l ⁻¹ (mc)
Algae			
<i>Selenastrum capricornutum</i>	72 h (static system)	Rate	ErC ₅₀ = 15 µg.l ⁻¹ (mc) NOEC = 7.43 µg.l ⁻¹ (mc)
Microorganisms			
Activated sludge	4 h	Nitrification inhibition	NOEC: 12 mg PHMB.l ⁻¹ (mc)
Active anaerobic sludge	48 h	Inhibition of CO ₂ and CH ₄ production	NOEC: 20 mg PHMB.g ⁻¹ MLTS (mc)

(mc: measured concentration)

Effects on earthworms or other soil non-target organisms

(Annex IIIA, XIII.3.2)

Acute toxicity to earthworm
(Annex IIIA, point XIII.3.2)

Mortality after a 14-days exposure:
LC₅₀: > 882 mg PHMB.kg⁻¹ wet weight soil
NOEC = 882 mg PHMB.kg⁻¹ wet weight soil

After standardization at 3.4% of organic matter:
LC_{50_std}: > 358.2 mg PHMB.kg⁻¹ wet weight soil
NOEC_{std} = 358.2 mg PHMB.kg⁻¹ wet weight soil

Reproductive toxicity to other soil
non-target macro-organisms, long-
term test with terrestrial plants
(Annex IIIA, point XIII.3.2)

Not required.

Effects on soil micro-organisms

(Annex IIA, VII.7.4)

Nitrogen transformation

Inhibition after a 14-days exposure:
LC₅₀: > 882 mg PHMB.kg⁻¹ wet weight soil
NOEC = 882 mg PHMB.kg⁻¹ wet weight soil

After standardization at 3.4% of organic matter:
LC_{50_std}: > 1609.01 mg PHMB.kg⁻¹ wet weight soil
NOEC_{std} = 1609.01 mg PHMB.kg⁻¹ wet weight soil

Carbon mineralisation

Not required

Effects on sediment dwelling organisms

(Annex IIIA, XIII.3.4)

Toxicity to *Chironomus riparius*

Emergence of adult midges over to a 28-day period
in spiked sediment:

EC₅₀ > 196 mg PHMB.kg⁻¹ wet weight sediment
(measured concentration)

NOEC = 196 mg PHMB.kg⁻¹ wet weight sediment
(measured concentration)

Effects on plants

(Annex IIIA, XIII.3.4)

Toxicity to plants (*Avena sativa*,
Brassica oleracea, *Phaseolus*
aureus)

Seedling emergence after a 28-days exposure:
EC₅₀: >1000 mg PHMB.kg⁻¹ wet weight soil

NOEC: 1000 mg PHMB.kg⁻¹ wet weight soil

After normalization at 3.4% of organic matter:
LC_{50_std}: > 772.73 mg PHMB.kg⁻¹ wet weight soil
NOEC_{std} = 772.73 mg PHMB.kg⁻¹ wet weight soil

Effects on terrestrial vertebrates

Acute toxicity to mammals
(Annex IIIA, point XIII.3.3)

Data submitted in Doc IIIA, Section 6 (Mammalian Toxicity) adequately describes the toxicity to mammals. Additional data/testing on mammals is not appropriate and would be against the spirit of EU legislation on minimising animal testing.

Acute toxicity to birds
(Annex IIIA, point XIII.1.1)

Not required

Dietary toxicity to birds
(Annex IIIA, point XIII.1.2)

Not required

Reproductive toxicity to birds
(Annex IIIA, point XIII.1.3)

Not required

Effects on honeybees (Annex IIIA, point XIII.3.1)

Acute oral toxicity

Not required

Acute contact toxicity

Not required

Effects on other beneficial arthropods (Annex IIIA, point XIII.3.1)

Acute oral toxicity

Not required

Acute contact toxicity

Not required

Acute toxicity to other beneficial arthropods

Not required

Bio-concentration (Annex IIA, point 7.5)

Bio-concentration factor (BCF)

BCF_{aquatic organism} calculated from log Kow = 0.002;
BCF_{terrestrial organism} calculated from log Kow = 0.0013;
therefore no bioaccumulation expected.

Depuration time (DT₅₀) / (DT₉₀)

Not applicable as no bioaccumulation expected.

Level of metabolites (%) in organisms accounting for > 10 % of residues

Not applicable as no bioaccumulation expected.

Chapter 6: Other End Points

Not applicable, no other end points.

APPENDIX II: LIST OF INTENDED USES

LIST OF INTENDED USES FOR WHICH A RISK ASSESSMENT WAS PERFORMED

Object and/or situation	Product name	Organisms controlled	Formulation		Application			Applied amount per treatment	Remarks
			Type	Conc [% a.s.]	Method	Number	Interval		
Bathing water	BAQUACIL PHMB	Bacteria	SL*	20 % w/w	Pouring into pool	1	Experimentally 7 days (Doc IVB 5-10-06)	Concentration in pool water to 0.001% w/v a.s.	Professional and non-professional
Medical Equipment	VANTOCIL TG	Bacteria, Yeasts	SL*	20 % w/w	Dipping	1	See Note**	0.02 % w/w a.s., 60 minutes 0.04% w/w a.s., 60 minutes	Professional use only
Accommodation for man <i>Industrial areas (Small scale disinfection)**</i>			RTU wipes	0.1 % w/w	Wiping			0.1 % w/w a.s.	Professional and non-professional

Notes:

*: SL (Soluble concentrate): A liquid homogenous preparation to be applied as a true solution of the active ingredient after dilution with water.

OECD/GIFAP list of Formulation Types

** : One application by dip/immersion before re-use of equipment.

*** Data in the dossier support the use of PHMB for disinfection by dipping in accommodations for man. However, this use pattern was not claimed and not considered relevant.

LIST OF OTHER INTENDED USES CLAIMED BY THE APPLICANT

Object and/or situation	Product name	Organisms controlled	Formulation		Application method	Applied amount per treatment	Remarks
			Type	Conc [% a.s.]			
Medical equipment (Small scale disinfection)	Ready To Use wipes	Bacteria, Yeasts	-	0.1% w/w	Wiping	Claimed : 0.1% w/w a.s.	Data which support the efficacy are not sufficient
Accommodation for man Industrial areas (Small scale disinfection)***	VANTOCIL TG	Bacteria, Yeasts	SL*	20 % w/w	Mopping	Claimed : 0.1% w/w a.s.	Data which support the efficacy are not sufficient
	VANTOCIL TG	Bacteria, Yeasts	SL*	20 % w/w	Wiping	Claimed : 0.1% w/w a.s.	Data which support the efficacy are not sufficient
	Ready To Use wipes	Bacteria, Yeasts	-	0.1% w/w	Wiping	Claimed : 0.1% w/w a.s.	Data which support the efficacy are not sufficient
	VANTOCIL TG	Bacteria, Yeasts	SL*	20 % w/w	Trigger spray	Claimed : 0.1% w/w a.s.	Data which support the efficacy are not sufficient
	Ready To Use wipes	Bacteria, Yeasts	-	0.1% w/w	Trigger spray	Claimed : 0.1% w/w a.s.	Data which support the efficacy are not sufficient
Industrial areas (Large scale disinfection)	VANTOCIL TG	Bacteria, Yeasts	SL*	20 % w/w	Fogging – fixed/mobile installations (no operator present)	Claimed : 0.1% w/w a.s.	Data which support the efficacy are not sufficient
Chemical toilets	VANTOCIL TG	Bacteria, Yeasts	SL*	20 % w/w	Pump/pour into reservoir or holding tank	Claimed : 0.12% w/w a.s.	Data which support the efficacy are not sufficient

Notes:

*: SL (Soluble concentrate): A liquid homogenous preparation to be applied as a true solution of the active ingredient after dilution with water.

OECD/GIFAP list of Formulation Types

*** Data in the dossier support the use of PHMB for disinfection by dipping in accommodations for man. However, this use pattern was not claimed and not considered relevant.

APPENDIX III: LIST OF STANDARD ABBREVIATIONS

List of standard terms and abbreviations (adapted from: (i) Guidelines and criteria for the preparation of PPP dossiers¹²; (ii) TNSG on Data Requirements¹³).

Stand. term/Abbreviation	Explanation
A	ampere
ACh	acetylcholine
AChE	acetylcholinesterase
ADI	acceptable daily intake
ADME	administration distribution metabolism and excretion
ADP	adenosine diphosphate
AE	acid equivalent
AF	assessment factor
AFID	alkali flame-ionisation detector or detection
A/G	albumin/globulin ratio
a.i.	active ingredient
ALT	alanine aminotransferase (SGPT)
<i>Ann.</i>	Annex
AEC	acceptable concentration level
AEL	acceptable exposure level
AMD	automatic multiple development
ANOVA	analysis of variance
AP	alkaline phosphatase
approx	approximate
ARfD	acute reference dose
a.s.	active substance (TC)
AST	aspartate aminotransferase (SGOT)

¹² EU (1998a): European Commission: Guidelines and criteria for the preparation of complete dossiers and of summary dossiers for the inclusion of active substances in Annex I of Directive 91/414/EC (Article 5.3 and 8.2). Document 1663/VI/94 Rev 8, 22 April 1998

¹³ European Chemicals Bureau, ECB (1996) Technical Guidance Documents in support of the Commission Directive 93/67/EEC on risk assessment for new notified substances and the Commission Regulation (EC) 1488/94 for existing substances

Stand. term/Abbreviation	Explanation
ASV	air saturation value
ATP	adenosine triphosphate
BAF	bioaccumulation factor
BCF	bioconcentration factor
bfa	body fluid assay
BOD	biological oxygen demand
bp	boiling point
BPD	Biocidal Products Directive
BSAF	biota-sediment accumulation factor
BSP	bromosulphophthalein
Bt	<i>Bacillus thuringiensis</i>
Bti	<i>Bacillus thuringiensis israelensis</i>
Btk	<i>Bacillus thuringiensis kurstaki</i>
Btt	<i>Bacillus thuringiensis tenebrionis</i>
BUN	blood urea nitrogen
bw	body weight
c	centi- (x 10 ⁻²)
°C	degrees Celsius (centigrade)
CA	controlled atmosphere
CAD	computer aided design
CADDY	computer aided dossier and data supply (an electronic dossier interchange and archiving format)
cd	candela
CDA	controlled drop(let) application
cDNA	complementary DANN
CEC	cation exchange capacity
<i>cf</i>	confer, compare to
CFU	colony forming units
ChE	cholinesterase
CI	confidence interval
CL	confidence limits
cm	centimetre
CNS	central nervous system
COD	chemical oxygen demand
CPK	creatinine phosphatase
cv	coefficient of variation
Cv	ceiling value
d	day(s)

Stand. term/Abbreviation	Explanation
DCA	Dichloroacetaldehyde
DDVP	Dimethyl Dichloro Vinyl Phosphate
DIS	draft international standard (<i>ISO</i>)
DMSO	dimethylsulfoxide
DNA	deoxyribonucleic acid
dna	designated national authority
DO	dissolved oxygen
DOC	dissolved organic carbon
dpi	days post inoculation
DRP	detailed review paper (<i>OECD</i>)
DT _{50(lab)}	period required for 50 percent dissipation (under laboratory conditions) (define method of estimation)
DT _{90(field)}	period required for 90 percent dissipation (under field conditions) (define method of estimation)
dw	dry weight
ε	decadic molar extinction coefficient
EC ₅₀	median effective concentration
ECD	electron capture detector
ED ₅₀	median effective dose
EINECS	European inventory of existing commercial substances
ELINCS	European list of notified chemical substances
ELISA	enzyme linked immunosorbent assay
e-mail	electronic mail
EMDI	estimated maximum daily intake
EN	European norm
EPMA	electron probe micro-analysis
ERL	extraneous residue limit
ESPE46/51	evaluation system for pesticides
EUSES	European Union system for the evaluation of substances
F	field
F ₀	parental generation
F ₁	filial generation, first
F ₂	filial generation, second
FBS	full base set
FELS	fish early-life stage

Stand. term/Abbreviation	Explanation
FIA	fluorescence immuno-assay
FID	flame ionisation detector
F _{mol}	fractional equivalent of the metabolite's molecular weight compared to the active substance
FOB	functional observation battery
f _{oc}	organic carbon factor (compartment dependent)
fp	freezing point
FPD	flame photometric detector
FPLC	fast protein liquid chromatography
g	gram(s)
GC	gas chromatography
GC-EC	gas chromatography with electron capture detector
GC-FID	gas chromatography with flame ionisation detector
GC-MS	gas chromatography-mass spectrometry
GC-MSD	gas chromatography with mass-selective detection
GEP	good experimental practice
GFP	good field practice
GGT	gamma glutamyl transferase
GI	gastro-intestinal
GIT	gastro-intestinal tract
GL	guideline level
GLC	gas liquid chromatography
GLP	good laboratory practice
GM	geometric mean
GMO	genetically modified organism
GMM	genetically modified micro-organism
GPC	gel-permeation chromatography
GPMT	guinea pig maximisation test
GPS	global positioning system
GSH	glutathione
GV	granulosevirus
h	hour(s)
H	Henry's Law constant (calculated as a unitless value)
ha	hectare(s)
Hb	haemoglobin

Stand. term/Abbreviation	Explanation
HC5	concentration which will be harmless to at least 95 % of the species present with a given level of confidence (usually 95 %)
HCG	human chorionic gonadotropin
Hct	haematocrit
HDT	highest dose tested
hL	hectolitre
HEED	high energy electron diffraction
HID	helium ionisation detector
HPAEC	high performance anion exchange chromatography
HPLC	high pressure liquid chromatography or high performance liquid chromatography
HPLC-MS	high pressure liquid chromatography - mass spectrometry
HPPLC	high pressure planar liquid chromatography
HPTLC	high performance thin layer chromatography
HRGC	high resolution gas chromatography
H _s	Shannon-Weaver index
Ht	haematocrit
HUSS	human and use safety standard
I	indoor
I ₅₀	inhibitory dose, 50%
IC ₅₀	median immobilisation concentration or median inhibitory concentration 1
ICM	integrated crop management
ID	ionisation detector
IEDI	international estimated daily intake
IGR	insect growth regulator
im	intramuscular
inh	inhalation
INT	2-p-iodophenyl-3-p-nitrophenyl-5-phenyltetrazoliumchloride testing method
ip	intraperitoneal
IPM	integrated pest management
IR	infrared
IRAC	Insecticide resistance action committee
ISBN	international standard book number

Stand. term/Abbreviation	Explanation
ISSN	international standard serial number
IUCLID	International Uniform Chemical Information Database
iv	intravenous
IVF	<i>in vitro</i> fertilisation
k (<i>in combination</i>)	kilo
k	rate constant for biodegradation
K	Kelvin
K _a	acid dissociation constant
K _b	base dissociation constant
K _{ads}	adsorption constant
K _{des}	apparent desorption coefficient
kg	kilogram
K _H	Henry's Law constant (in atmosphere per cubic metre per mole)
K _{oc}	organic carbon adsorption coefficient
K _{om}	organic matter adsorption coefficient
K _{ow}	octanol-water partition coefficient
K _p	solid-water partition coefficient
kPa	kilopascal(s)
l, L	litre
LAN	local area network
LASER	light amplification by stimulated emission of radiation
LBC	loosely bound capacity
LC	liquid chromatography
LC-MS	liquid chromatography- mass spectrometry
LC ₅₀	lethal concentration, median
LCA	life cycle analysis
LC-MS-MS	liquid chromatography with tandem mass spectrometry
LD ₅₀	lethal dose, median; dosis letalis media
LDH	lactate dehydrogenase
ln	natural logarithm
LOAEC	lowest observable adverse effect concentration
LOAEL	lowest observable adverse effect level
LOD	limit of detection
LOEC	lowest observable effect concentration

Stand. term/Abbreviation	Explanation
LOEL	lowest observable effect level
log	logarithm to the base 10
LOQ	limit of quantification (determination)
LPLC	low pressure liquid chromatography
LSC	liquid scintillation counting or counter
LSD	least squared denominator multiple range test
LSS	liquid scintillation spectrometry
LT	lethal threshold
m	metre
M	molar
µm	micrometre (micron)
MAC	maximum allowable concentration
MAK	maximum allowable concentration
MC	moisture content
MCH	mean corpuscular haemoglobin
MCHC	mean corpuscular haemoglobin concentration
MCV	mean corpuscular volume
MDL	method detection limit
MFO	mixed function oxidase
µg	microgram
mg	milligram
MHC	moisture holding capacity
MIC	minimum inhibitory concentration
min	minute(s)
MKC	minimum killing concentration
mL	millilitre
MLT	median lethal time
MLD	minimum lethal dose
mm	millimetre
MMAD	mass median aerodynamic diameter
mo	month(s)
MOE	margin of exposure
mol	mole(s)
mp	melting point
MRE	maximum residue expected
MRL	maximum residue level or limit
mRNA	messenger ribonucleic acid

Stand. term/Abbreviation	Explanation
MS	mass spectrometry
MSDS	material safety data sheet
MTD	maximum tolerated dose
MT	material test
MW	molecular weight
n.a.	not applicable
n-	normal (defining isomeric configuration)
n	number of observations
NAEL	no adverse effect level
nd	not detected
NEDI	national estimated daily intake
NEL	no effect level
NERL	no effect residue level
ng	nanogram
nm	nanometre
NMR	nuclear magnetic resonance
no, n°	number
NOAEC	no observed adverse effect concentration
NOAEL	no observed adverse effect level
NOEC	no observed effect concentration
NOED	no observed effect dose
NOEL	no observed effect level
NOIS	notice of intent to suspend
NPD	nitrogen-phosphorus detector or detection
NPV	nuclear polyhedrosis virus
NR	not reported
NTE	neurotoxic target esterase
OC	organic carbon content
OCR	optical character recognition
ODP	ozone-depleting potential
ODS	ozone-depleting substances
OH	hydroxide
OJ	Official Journal
OM	organic matter content
OP	Organophosphate
Pa	pascal

Stand. term/Abbreviation	Explanation
PAD	pulsed amperometric detection
2-PAM	2-pralidoxime
pc	paper chromatography
PC	personal computer
PCV	haematocrit (packed corpuscular volume)
PDI	polydispersity
PEC	predicted environmental concentration
PEC _A	predicted environmental concentration in air
PEC _S	predicted environmental concentration in soil
PEC _{SW}	predicted environmental concentration in surface water
PEC _{GW}	predicted environmental concentration in ground water
PED	plasma-emissions-detector
pH	pH-value
PHED	pesticide handler's exposure data
PIC	prior informed consent
pic	phage inhibitory capacity
PIXE	proton induced X-ray emission
pKa	negative logarithm (to the base 10) of the acid dissociation constant
pKb	negative logarithm (to the base 10) of the base dissociation constant
PND	post natal day
PNEC	predicted no effect concentration (compartment to be added as subscript)
po	by mouth
POP	persistent organic pollutants
ppb	parts per billion (10 ⁻⁹)
PPE	personal protective equipment
ppm	parts per million (10 ⁻⁶)
PPP	plant protection product
ppq	parts per quadrillion (10 ⁻²⁴)
ppt	parts per trillion (10 ⁻¹²)
PSP	phenolsulfophthalein
PrT	prothrombin time
PRL	practical residue limit
PT	product type

Stand. term/Abbreviation	Explanation
PT(CEN)	project team CEN
PTT	partial thromboplastin time
QA	quality assurance
QAU	quality assurance unit
(Q)SAR	quantitative structure-activity relationship
r	correlation coefficient
r ²	coefficient of determination
RA	risk assessment
RBC	red blood cell
REI	restricted entry interval
RENI	Registry Nomenclature Information System
Rf	retardation factor
RfD	reference dose
RH	relative humidity
RL ₅₀	median residual lifetime
RNA	ribonucleic acid
RP	reversed phase
rpm	revolutions per minute
rRNA	ribosomal ribonucleic acid
RRT	relative retention time
RSD	relative standard deviation
RTU	ready-to-use
s	second
S	solubility
SAC	strong adsorption capacity
SAP	serum alkaline phosphatase
SAR	structure/activity relationship
SBLC	shallow bed liquid chromatography
sc	subcutaneous
sce	sister chromatid exchange
SCAS	semi-continuous activated sludge
SCTER	smallest chronic toxicity exposure ratio (TER)
SD	standard deviation
se	standard error
SEM	standard error of the mean
SEP	standard evaluation procedure

Stand. term/Abbreviation	Explanation
SF	safety factor
SFC	supercritical fluid chromatography
SFE	supercritical fluid extraction
SIMS	secondary ion mass spectroscopy
S/L	short term to long term ratio
SMEs	small and medium sized enterprises
SOP	standard operating procedures
sp	species (only after a generic name)
SPE	solid phase extraction
SPF	specific pathogen free
spp	subspecies
SSD	sulphur specific detector
SSMS	spark source mass spectrometry
STEL	short term exposure limit
STER	smallest toxicity exposure ratio (TER)
STMR	supervised trials median residue
STP	sewage treatment plant
t	tonne(s) (metric ton)
t _½	half-life (define method of estimation)
T ₃	tri-iodothyroxine
T ₄	thyroxine
T ₂₅	tumorigenic dose that causes tumours in 25 % of the test animals
TADI	temporary acceptable daily intake
TBC	tightly bound capacity
TC	technical material according to GIFAP monograph n°2 nomenclature
TCD	thermal conductivity detector
TG	technical guideline, technical group
TGD	Technical guidance document
TID	thermionic detector, alkali flame detector
TDR	time domain reflectrometry
TER	toxicity exposure ratio
TER _i	toxicity exposure ratio for initial exposure
TER _{ST}	toxicity exposure ratio following repeated exposure
TER _{LT}	toxicity exposure ratio following chronic exposure

Stand. term/Abbreviation	Explanation
tert	tertiary (in a chemical name)
TEP	typical end-use product
TGGE	temperature gradient gel electrophoresis
TIFF	tag image file format
TK	TK: technical concentrate according to GIFAP monograph n°2 nomenclature
TLC	thin layer chromatography
Tlm	median tolerance limit
TLV	threshold limit value
TMDI	theoretical maximum daily intake
TMRC	theoretical maximum residue contribution
TMRL	temporary maximum residue limit
TNsG	technical notes for guidance
TOC	total organic carbon
Tremcard	transport emergency card
tRNA	transfer ribonucleic acid
TSH	thyroid stimulating hormone (thyrotropin)
TTC	2,3,5-triphenylterazoliumchloride testing method
TWA	time weighted average
UDS	unscheduled DNA synthesis
UF	uncertainty factor (safety factor)
ULV	ultra low volume
UR	unit risk
UV	ultraviolet
UVC	unknown or variable composition, complex reaction products
UVCB	undefined or variable composition, complex reaction products in biological material
v/v	volume ratio (volume per volume)
vis	visible
WBC	white blood cell
wk	week
wt	weight
w/v	weight per volume
ww	wet weight
w/w	weight per weight

Stand. term/Abbrevi ation	Explanation
XRFA	X-ray fluorescence analysis
yr	year
<	less than
≤	less than or equal to
>	greater than
≥	greater than or equal to


APPENDIX IV: SUMMARY OF THE RESULTS OF THE PUBLIC CONSULTATION

Refer to separate document.

Regulation (EU) No 528/2012 concerning the making available on the market and use of biocidal products

Evaluation of active substances

List of References - Part A



Polyhexamethylene biguanide

(Mn = 1600; PDI =1.8)

(PHMB)

Applicant: Lonza

Product-types 1, 2, 3, 4, 6, 9, 11

DRAFT FINAL CAR

May 2015

eCA: FRANCE

This document is a list of all the studies submitted by the Applicant to support the PT1, 2, 3, 4, 6, 9, 11 dossiers. Claims of data protection are proposal from the Applicant.

Studies indicated as “Relied on“ are validated studies from which endpoints were established. This corresponds to the list of protected studies.

Document/Section	Author	Year	Description/Title	Owner	Data Protection	Doc IV Code	KS/ IUCLID/ Other	Study relied on
A3_2 (PT1, 3, 4, 6, 11 only)	McGeechan P	2008	Evaluation of the Bactericidal Efficacy of Solid PHMB (EN1276:1997) Arch UK Biocides Microbiology Laboratory, Blackley, Manchester, UK Unpublished; not GLP	Arch Chemicals Inc	YES: Data on existing a.s. submitted for the first time for entry into Annex I	ARCH A3-2-05	Other	No
A3_3	Sudworth J	2002	DS6222: Physico-Chemical Data- Project 1270585 Analytical Science Group, Blackley, Manchester, UK Project 1270585 Unpublished; GLP	Arch Chemicals Inc	YES: Data on existing a.s. submitted for the first time for entry into Annex I	ARCH A3-3-01	KS	Yes (PT1,2.3.6,9.1 1)
A3_3	Field B.P.	1991	VANTOCIL P: Measurement of selected physical/chemical properties Analytical Science Group, Blackley, Manchester, UK Project 0176 Unpublished; GLP	Arch Chemicals Inc	YES: Data on existing a.s. submitted for the first time for entry into Annex I	ARCH A3-3-02	KS	Yes (PT1.2.3.6,9.1 1)
A3_3	Blake J	2003	Product Chemistry and Phys/chemical characteristics study for EPA, Grangemouth solid PHMB. (By analysis of chemical structure and not by experimentation) Analytical Science Group, Blackley, Manchester, UK Project 1273537 Unpublished; GLP	Arch Chemicals Inc	YES: Data on existing a.s. submitted for the first time for entry into Annex I	ARCH A3-2-03	KS	Yes (PT1.2.3.6,9.1 1)

Document/Section	Author	Year	Description/Title	Owner	Data Protection	Doc IV Code	KS/IUCLID/Other	Study relied on
A3_3	Macnab J.I	2002	Determination of the vapour pressure of poly(hexamethylene)biguanide Syngenta Technology and Projects Process Hazards Section, Huddersfield, UK PC/274 Unpublished; Not GLP	Arch Chemicals Inc	YES: Data on existing a.s. submitted for the first time for entry into Annex I	ARCH A3-3-03	KS	No
A3_3	Bowhill L.	2007	PHMB: Determination of n-Octanol:Water Partition Coefficient InterTek Analytical Science Group, Blackley, Manchester, UK Study 1304881 Unpublished; GLP	Arch Chemicals Inc	YES: Data on existing a.s. submitted for the first time for entry into Annex I	ARCH A3-3-04	KS	Yes (PT1.2.3.6,9.1 1)
A3_3	Gillings E, Brown D and Reynolds L F.	1983	The determination of the Octanol-Water Partition Coefficient of Vantocil IB Brixham Environmental Laboratory, Brixham, UK BLS/B/0207 Unpublished; Not GLP	Arch Chemicals Inc	YES: Data on existing a.s. submitted for the first time for entry into Annex I	ARCH A3-3-05	IUCLID	No
A3_3	Schofield D.J	2007	Vantocil 100: Physical Chemical Testing. InterTek Analytical Science Group, Blackley, Manchester, UK Study 1307428 Unpublished; GLP	Arch Chemicals Inc	YES: Data on existing a.s. submitted for the first time for entry into Annex I	ARCH A3-3-06	KS	Yes (PT1.2.3.6,9.1 1)
A3_3	Bannon C	2008	Viscosity of VANTOCIL TG Arch Chemicals Inc., Cheshire, USA 112-07B10PHMB Unpublished; GLP	Arch Chemicals Inc	YES: Data on existing a.s. submitted for the first time for entry into Annex I	ARCH A3-3-07	KS	Yes (PT1.2.3.6,9.1 1)
A3_3	Chang S.	2008	Determination of the vapour pressure of Polyhexamethylene Biguanide (PHMB) Arch Chemicals Inc., Cheshire, USA Unpublished; GLP	Arch Chemicals Inc	YES: Data on existing a.s. submitted for the first time for entry into Annex I	ARCH A3-3-08	KS	No

Document/ Section	Author	Year	Description/Title	Owner	Data Protection	Doc IV Code	KS/ IUCLID/ Other	Study relied on
A3_3	Bannon C	2008	Melting point of Solid PHMB Arch Chemicals Inc., Cheshire, USA 122-08B10PHMB Unpublished; GLP	Arch Chemicals Inc	YES: Data on existing a.s. submitted for the first time for entry into Annex I	ARCH A3-3-09	KS	No
A3_4	Pickup M.	2002	The extraction and detection of poly(hexamethylenebiguanide) from environmental matrices. Analytical Science Group, Blackley, Manchester, UK Pickup M J Unpublished ; Not GLP	Arch Chemicals Inc	YES: Data on existing a.s. submitted for the first time for entry into Annex I	ARCH A3-4-01	KS	No
A3_4	DeMatteo V A	2008	Validation of the method for determining solution strength for VANTOCIL TG Arch Chemicals Inc, Cheshire, USA 119-08B10PHMB Unpublished; GLP	Arch Chemicals Inc	YES: Data on existing a.s. submitted for the first time for entry into Annex I	ARCH A3-4-02	KS	No
A3_4	Ritter, J.C	2008	INTERIM REPORT: Preliminary Method for the Analysis of PHMB in Drinking Water by Electrochemical Detection with Sample Pre concentration Arch Chemicals Inc, Cheshire, USA Unpublished; not GLP	Arch Chemicals Inc	YES: Data on existing a.s. submitted for the first time for entry into Annex I	ARCH A3-4-03	Other	No
A3_4	Taylor, D.B	2009	Analysis of PHMB in Water by Linear Sweep Stripping Voltammetry, Method Validation. Arch Chemicals Inc, Cheshire, USA Unpublished; GLP	Arch Chemicals Inc	YES: Data on existing a.s. submitted for the first time for entry into Annex I	ARCH A3-4-04	KS	No

Document/Section	Author	Year	Description/Title	Owner	Data Protection	Doc IV Code	KS/ IUCLID/ Other	Study relied on
PHMB PT02 B3_5 (PT6 only)	McGeechan P.	2006	Evaluation of the Bacterisostatic and Fungistatic efficacy of VANTOCIL IB. Arch UK Biocides Microbiology Group, Manchester, UK. Report no.004. Not GLP, Unpublished	Arch Chemicals Inc	YES: Data on existing a.s. submitted for the first time for entry into Annex I.	PHMB PT02 dossier: ARCH B3-5-04		Yes (PT6)
PT02 IIIB5.10.14	Crane E.	2010	Validation Protocol for Quantitative Suspension Testing for Arch Biocides. MGS Laboratories Ltd., Egham, UK. CVP-2009-014-05 Unpublished, Non-GLP	Arch Chemicals Inc	Yes: Data on existing a.s. submitted for the first time for entry into Annex I	ARCH B3-5-14	KS	Yes (PT2.3.4.9.11)
PT02 IIIB5.10.15	Crane E.	2010	Validation Protocol for Quantitative Suspension Testing for Arch Biocides. MGS Laboratories Ltd., Egham, UK. CVP-2009-014-05 Unpublished, Non-GLP	Arch Chemicals Inc	Yes: Data on existing a.s. submitted for the first time for entry into Annex I	ARCH B3-5-14	KS	Yes (PT2.4.11)
PT02 IIIB5.10.16	Crane E.	2010	Validation Protocol for Quantitative Suspension Testing for Arch Biocides. MGS Laboratories Ltd., Egham, UK. CVP-2009-014-05 Unpublished, Non-GLP	Arch Chemicals Inc	Yes: Data on existing a.s. submitted for the first time for entry into Annex I	ARCH B3-5-14	KS	Yes (PT2,4)
A3_5_02 (B3-5 PT02)	Crane E.	2010	Validation Protocol for Quantitative Suspension Testing for Arch Biocides. MGS Laboratories Ltd., Egham, UK. CVP-2009-014-05 Unpublished, Non-GLP	Arch Chemicals Inc	Yes: Data on existing a.s. submitted for the first time for entry into Annex I	ARCH B3-5-16	KS	Yes (PT3.9)
A3_5	McGeechan P.	2006	PHMB: Mode of Action Arch UK Biocides, Manchester, UK ARCH PHMB 019. Unpublished; not GLP	Arch Chemicals Inc	No	ARCH A3-5-01	Other	Yes (PT1.2.3.11)

Document/Section	Author	Year	Description/Title	Owner	Data Protection	Doc IV Code	KS/IUCLID/Other	Study relied on
A3_5	Moore L E.	2004	Evaluation of the risks associated with long term use of cationic antimicrobials Univeristy of Manchester, Manchester, UK ARCH PHMB 020. Unpublished; not GLP	Arch Chemicals Inc	No	ARCH A3-5-02	Other	Yes (PT1.2.3.11)
A3_5	Livermoore D.	2001	MICs of Avecia compounds PUBLIC HEALTH LABORATORY SERVICE CENTRAL PUBLIC HEALTH LABORATORY Antibiotic Resistance Monitoring and Reference Laboratory PHLSCentral Public Health Laboratory 61 Colindale Avenue, London NW9 5HT ARCH PHMB 021. Unpublished; not GLP	Arch Chemicals Inc	YES: Data on existing a.s. submitted for the first time for entry into Annex I	ARCH A3-5-03	Other	Yes (PT1.2.3.11)
A3_5	Gilbert P., Moore L.E.	2005	Cationic antiseptics: diversity of action under a common epithet Univeristy of Manchester, Manchester, UK Journal of Applied Microbiology 2005, 99, 703-715 Published; not GLP	Published	YES: Data on existing a.s. submitted for the first time for entry into Annex I	ARCH A3-5-04	Other	Yes (PT1.2.3.4.9.1 1)
A3_5	Moore L.E. <i>et al.</i>	2008	In vitro study of the effect of cationic biocides on bacterial population dynamics and susceptibility Univeristy of Manchester, Manchester, UK Applied and Environmental Microbiology 2008 p. 4825-4834 Published; not GLP	Published	YES: Data on existing a.s. submitted for the first time for entry into Annex I	ARCH A3-5-05	Other	Yes (PT1.2.3.4.9.1 1)

Document/Section	Author	Year	Description/Title	Owner	Data Protection	Doc IV Code	KS/IUCLID/Other	Study relied on
A3_5	Tambe S.M. <i>et al.</i>	2001	In vitro evaluation of the risk of developing bacterial resistance to antiseptics and antibiotics used in medical devices Columbia University, New York, USA Journal of Antimicrobial Chemotherapy 2001 47, 589-598 Published; not GLP	Published	YES: Data on existing a.s. submitted for the first time for entry into Annex I	ARCH A3-5-06	Other	Yes (PT1.2.3.4.9.1 1)
A3_5	Turner N.A. <i>et al.</i>	2000	Emergence of resistance to biocides during differentiation of <i>Acanthamoeba castellanii</i> Cardiff University, Cardiff, UK Journal of Antimicrobial Chemotherapy 2000 46, 27-34 Published; not GLP	Published	YES: Data on existing a.s. submitted for the first time for entry into Annex I	ARCH A3-5-07	Other	Yes (PT1.2.3.5.9.1 1)
A3_5	Gilbert P.	No date given	Polyhexamethylene biguanide and infection control Univeristy of Manchester, Manchester, UK www.kendallamd.com Published; not GLP	Published	YES: Data on existing a.s. submitted for the first time for entry into Annex I	ARCH A3-5-08	Other	Yes (PT1.2.3.4.9.1 1)
A3_5	Fraud S. <i>et al.</i>	2008	MexCD-OprJ Multidrug Efflux System of <i>Pseudomonas aeruginosa</i> : Involvement in Chlorhexidine Resistance and Induction by Membrane-Damaging Agents Dependent upon the AlgU Stress Response Sigma Factor Queen's University, Ontario, Canada Antimicrobial Agents and Chemo, Dec 2008, Vol 52, No. 12, p4478-4482 Published; not GLP	Published	YES: Data on existing a.s. submitted for the first time for entry into Annex I	ARCH A3-5-09	Other	Yes (PT1.2.3.4.9.1 1)

Document/Section	Author	Year	Description/Title	Owner	Data Protection	Doc IV Code	KS/IUCLID/Other	Study relied on
A3_5	Lakkis C. <i>et al.</i>	2001	Resistance of <i>Pseudomonas aeruginosa</i> Isolates to Hydrogel Contact Disinfection Correlates with Cytotoxicity University of Melbourne, Victoria, Australia Journal of Clinical Microbiology, Apr 2001, Vol 39, No. 4, p1477-1486 Published; not GLP	Published	YES: Data on existing a.s. submitted for the first time for entry into Annex I	ARCH A3-5-10	Other	Yes (PT1.2.3.4.9.1 1)
A3_5	Geraldo I.M. <i>et al.</i>	2008	Rapid antibacterial activity of 2 novel hand soaps: evaluation of the risk of development of bacterial resistance to the antibacterial agents University of Melbourne, Victoria, Australia Infect Control Hosp Epidemiol. 2008 Aug; 29 (8): 736-41 Published; not GLP	Published	YES: Data on existing a.s. submitted for the first time for entry into Annex I	ARCH A3-5-11	Other	Yes (PT1.2.3.4.9.1 1)
A3_5	Allen M.J. <i>et al.</i>	2006	The response of <i>Escherichia coli</i> to exposure to the biocide polyhexamethylene biguanide Cardiff University, Cardiff, UK Microbiology. 2006 Apr; 152 (Pt4): 989-1000 Published; not GLP	Published	YES: Data on existing a.s. submitted for the first time for entry into Annex I	ARCH A3-5-12	Other	Yes (PT1.2.3.4.9.1 1)
A3_5	Khunkitti W. <i>et al.</i>	1998	Biguanide-induced changes in <i>Acanthamoeba castellanii</i> : an electron microscopic study University of Wales Cardiff, Cardiff, UK J Appl Microbiol. 1998 Jan; 84 (1): 53-62 Published; not GLP	Published	YES: Data on existing a.s. submitted for the first time for entry into Annex I	ARCH A3-5-13	Other	Yes (PT1.2.3.4.9.1 1)

Document/Section	Author	Year	Description/Title	Owner	Data Protection	Doc IV Code	KS/IUCLID/Other	Study relied on
A3_5	Turner N.A. <i>et al.</i>	2004	Resistance, biguanide sorption and biguanide-induced pentose leakage during encystment of <i>Acanthamoeba castellanii</i> New York University School of Medicine, New York, USA J Appl Microbiol. 2004; 96 (6): 1287-95 Published; not GLP	Published	YES: Data on existing a.s. submitted for the first time for entry into Annex I	ARCH A3-5-14	Other	Yes (PT1.2.3.4.9.1 1)
A3_5	Pérez-Santonja J.J. <i>et al.</i>	2003	Persistently culture positive <i>Acanthamoeba keratitis</i> : in vivo resistance and in vitro sensitivity Moorfields Eye Hospital, London, UK Ophthalmology. 2003 Aug; 110 (8): 1593-600 Published; not GLP	Published	YES: Data on existing a.s. submitted for the first time for entry into Annex I	ARCH A3-5-15	Other	Yes (PT1.2.3.4.9.1 1)
A3_5	Lloyd D. <i>et al.</i>	2001	Encystation in <i>Acanthamoeba castellanii</i> : development of biocide resistance Cardiff University, Cardiff, UK J Eukaryot Microbiol. 2001 Jan-Feb; 48 (1): 11-6 Published; not GLP	Published	YES: Data on existing a.s. submitted for the first time for entry into Annex I	ARCH A3-5-16	Other	Yes (PT1.2.3.4.9.1 1)
A3_5	Murdoch D. <i>et al.</i>	1998	<i>Acanthamoeba keratitis</i> in New Zealand, including two cases with in vivo resistance to polyhexamethylene biguanide Auckland Hospital, Auckland, New Zealand Aust NZJ Ophthalmol. 1998 Aug; 26 (3): 231-6 Published; not GLP	Published	YES: Data on existing a.s. submitted for the first time for entry into Annex I	ARCH A3-5-17	Other	Yes (PT1.2.3.4.9.1 1)

Document/Section	Author	Year	Description/Title	Owner	Data Protection	Doc IV Code	KS/ IUCLID/ Other	Study relied on
A3_6.1	[REDACTED]	2003	Acute dermal irritation in the rabbit . [REDACTED] Project number: 780/275 Unpublished; GLP	Arch Chemicals Inc	YES: Data on existing a.s. submitted for the first time for entry into Annex I	ARCH A3-61-10	KS	No
A3_6.1	[REDACTED]	2003	Acute eye irritation in the rabbit. [REDACTED] Project number: 780/276 Unpublished; GLP	Arch Chemicals Inc	YES: Data on existing a.s. submitted for the first time for entry into Annex I	ARCH A3-61-12	KS	No
A3_6.1	[REDACTED]	1993	Polyhexamethylene Biguanide PHMB: Skin sensitisation in the guinea pig of a 20% aqueous solution. [REDACTED] CTL/P/3889. Unpublished; GLP	Arch Chemicals Inc	YES: Data on existing a.s. submitted for the first time for entry into Annex I	ARCH A3-61-16	KS	Yes (PT1.2.3.6.9.1 1)
A3_6.1	Jackson SJ	1979	Vantocil P: Acute Oral and Dermal Toxicity. Central Toxicological Laboratory, Macclesfield, UK CTL/T/1361. Unpublished; GLP	Arch Chemicals Inc	YES: Data on existing a.s. submitted for the first time for entry into Annex I	ARCH A3-61-01	KS	Yes (PT1.2.3.6.9.1 1)
A3_6.1	[REDACTED]	1980	Vantocil P: Skin irritation in the rabbit. [REDACTED] CTL/T/1409 Unpublished; GLP	Arch Chemicals Inc	YES: Data on existing a.s. submitted for the first time for entry into Annex I	ARCH A3-61-08	KS	Yes (PT1.2.3.6.9.1 1)
A3_6.1	Jackson SJ	1979	Vantocil P: Skin corrosivity study . Central Toxicological Laboratory, Macclesfield, UK CTL/T/1362 Unpublished; Not GLP	Arch Chemicals Inc	YES: Data on existing a.s. submitted for the first time for entry into Annex I	ARCH A3-61-09	IUCLID	No

Document/Section	Author	Year	Description/Title	Owner	Data Protection	Doc IV Code	KS/IUCLID/Other	Study relied on
A3_6.1	[REDACTED]	1980	Vantocil IB: Skin sensitisation studies in the guinea pig [REDACTED] CTL/T/1423 Unpublished; GLP	Arch Chemicals Inc	YES: Data on existing a.s. submitted for the first time for entry into Annex I	ARCH A3-61-17	IUCLID	No
A3_6.1	Jackson SJ	1983	Vantocil IB and Chlorhexidine Gluconate: Potential for cross-reactivity in a skin sensitisation study Central Toxicological Laboratory, Macclesfield, UK CTL/T/1953 Unpublished; not GLP	Arch Chemicals Inc	YES: Data on existing a.s. submitted for the first time for entry into Annex I	ARCH A3-61-19	IUCLID	No
A3_6.1	[REDACTED]	1983	Vantocil IB: The effect of variation in induction concentration on skin sensitisation in the guinea pig. [REDACTED] CTL/T/1952 Unpublished; not GLP	Arch Chemicals Inc	YES: Data on existing a.s. submitted for the first time for entry into Annex I	ARCH A3-61-18	IUCLID	No
A3_6.1	Kinch D.A.	1969	The irritant properties of Vantocil IB. Central Toxicological Laboratory, Macclesfield, UK HO/IH/T/704A. Unpublished; Not GLP	Arch Chemicals Inc	YES: Data on existing a.s. submitted for the first time for entry into Annex I	ARCH A3-61-13	IUCLID	No
A3_6.1	Kinch D.A.	1969	Further Studies on the irritant effects of Vantocil IB. Central Toxicological Laboratory, Macclesfield, UK HO/IH/T/704B. Unpublished; Not GLP	Arch Chemicals Inc	YES: Data on existing a.s. submitted for the first time for entry into Annex I	ARCH A3-61-14	IUCLID	No

Document/Section	Author	Year	Description/Title	Owner	Data Protection	Doc IV Code	KS/IUCLID/Other	Study relied on
A3_6.1	[REDACTED]	1981	Vantocil IB: Eye irritation to the rabbit. [REDACTED] CTL/T/1727. Unpublished; GLP	Arch Chemicals Inc	YES: Data on existing a.s. submitted for the first time for entry into Annex I	ARCH A3-61-11	KS	Yes (PT1.2.3.6.9.1 1)
A3_6.1	[REDACTED]	1993	Baquacil 20% PHMB and Sodium Dichloroisocyanurate: Comparative assessment of sensory irritation potential in the mouse. [REDACTED] CTL/L/5346 Unpublished; Not GLP	Arch Chemicals Inc	YES: Data on existing a.s. submitted for the first time for entry into Annex I	ARCH A3-61-06	KS	No
A3_6.1	Proteau J.	1979	Baquacil SB: Eye irritation French study. Association Pour L'aide Aux Recherches interessant La Medecine Du Travail D8/11 Unpublished; Not GLP	Arch Chemicals Inc	YES: Data on existing a.s. submitted for the first time for entry into Annex I	ARCH A3-61-15	IUCLID	No
A3_6.1	Stevens M.A.	1969	Skin toxicity of Polyhexamethylene biguanide (PHB) solution: Vantocil IB: 20% PHB in water (Antibacterial 9073: 25% PHMB in water) Central Toxicological Laboratory, Macclesfield, UK TR 684 Unpublished; Not GLP	Arch Chemicals Inc	YES: Data on existing a.s. submitted for the first time for entry into Annex I	ARCH A3-61-05	IUCLID	No
A3_6.1	Wnorowski G.	2003	Acute Inhalation Toxicity Feasibility Assessment. Product Safety Laboratories, East Brunswick, New Jersey. OPPTS 870.1300 Unpublished; GLP	Arch Chemicals Inc	YES: Data on existing a.s. submitted for the first time for entry into Annex I	ARCH A3-61-07	Other	No

Document/Section	Author	Year	Description/Title	Owner	Data Protection	Doc IV Code	KS/IUCLID/Other	Study relied on
A3_6.12	Smith I	1981	Human sensitisation testing of VANTOCIL IB. Ian Smith Consultancy. Project Number 0018; CTL/C/1109. Unpublished; Not GLP	Arch Chemicals Inc	YES: Data on existing a.s. submitted for the first time for entry into Annex I	ARCH A3-612-01	KS	No
A3_6.12	Hink G, Ison A	1989	Photoreaction patch test using natural sunlight. Hill Top Research, Ohio. Report ref. 76-165-72; CTL/C/2163 Unpublished; Not GLP	Arch Chemicals Inc	YES: Data on existing a.s. submitted for the first time for entry into Annex I	ARCH A3-612-02	KS	Yes (PT1.2.3.6.9.1 1)
A3_6.12	Schnuch A, Geier J, Brasch J et al.	2000	Polyhexamethylene biguanide: A relevant contact allergen? Contact Dermatitis 42:302-3 03 Published; Not GLP	Published	YES: Data on existing a.s. submitted for the first time for entry into Annex I	ARCH A3-612-03	IUCLID	No
A3_6.12	Schnuch A, et al	2007	The biocide polyhexamethylene biguanide remains an uncommon contact allergen. Recent multicentre surveillance data. Contact Dermatitis 2007: 56: 235–239 Published; Not GLP	Published	YES: Data on existing a.s. submitted for the first time for entry into Annex I	ARCH A3-612-04	IUCLID	No
A3_6.12	Geimer P	2007	PHMB: Arch Medical Surveillance Programme Statement from Arch Medical Director dated 23 April 2007 UnPublished; Not GLP	Arch Chemicals Inc	YES: Data on existing a.s. submitted for the first time for entry into Annex I	ARCH A3-612-05	Other	No
A3_6.14	Sueki H	2001	Polyhexamethylene Biguanide, Cosmocil CQ: Skin Irritation Study in Humans. Dept of Biochemical Toxicology Showa University, Japan. Report APJ-1. Unpublished; GLP	Arch Chemicals Inc	YES: Data on existing a.s. submitted for the first time for entry into Annex I	ARCH A3-614-01	KS	Yes (PT1.2.3.6.9.1 1)

Document/Section	Author	Year	Description/Title	Owner	Data Protection	Doc IV Code	KS/IUCLID/Other	Study relied on
A3_6.2	[REDACTED]	1975	Characterisation of the Urinary Polymer-related Material from Rats given Poly[biguanide-1,5-diylhexamethylene hydrochloride] [REDACTED] Makromol. Chem. 177, 2591-2605 Published; Not GLP	Arch Chemicals Inc	YES: Data on existing a.s. submitted for the first time for entry into Annex I	ARCH A3-62-02	IUCLID	No
A3_6.2	Clowes HM	1996	PHMB: In Vitro Absorption through Human Epidermis. Central Toxicological Laboratory, Macclesfield, UK CTL/P/5120. Unpublished; GLP	Arch Chemicals Inc	YES: Data on existing a.s. submitted for the first time for entry into Annex I	ARCH A3-62-03	KS	Yes (PT1.2.3.6.9.1 1)
A3_6.2	Clowes HM	1998	PHMB: In Vitro absorption from a 20% solution through human epidermis at spa temperature. Central Toxicological Laboratory, Macclesfield, UK CTL/P/5916. Unpublished; Not GLP	Arch Chemicals Inc	YES: Data on existing a.s. submitted for the first time for entry into Annex I	ARCH A3-62-04	KS	Yes (PT1.2.3.6.9.1 1)
A3_6.2	Clowes HM	1995	PHMB: In Vitro Absorption from a 0.5% solution through bovine teat and udder skin . Central Toxicological Laboratory, Macclesfield, UK CTL/P/5683 Unpublished; GLP	Arch Chemicals Inc	YES: Data on existing a.s. submitted for the first time for entry into Annex I	ARCH A3-62-06	IUCLID	No

Document/Section	Author	Year	Description/Title	Owner	Data Protection	Doc IV Code	KS/IUCLID/Other	Study relied on
A3_6.2	Clowes HM	1997	Development of a method to measure in vitro absorption of chemicals through bovine udder and teat skin. Central Toxicological Laboratory, Macclesfield, UK CTL/L/7823 Unpublished; not GLP	Arch Chemicals Inc	YES: Data on existing a.s. submitted for the first time for entry into Annex I	ARCH A3-62-07	Other	No
A3_6.2	Dugard PH, Mawdsley SJ	1982	14C-Polyhexamethylene Biguanide (PHMB): Absorption through human epidermis and rat skin in vitro. Central Toxicological Laboratory, Macclesfield, UK CTL/R/579 Unpublished; Not GLP	Arch Chemicals Inc	YES: Data on existing a.s. submitted for the first time for entry into Annex I	ARCH A3-62-05	IUCLID	Yes (PT1.2.3.6.9.1 1)
A3_6.2	██████████	1976	Studies of Vantocil C14 in Rat and Human Skin. ██████████ D8/35 Unpublished; not GLP	Arch Chemicals Inc	YES: Data on existing a.s. submitted for the first time for entry into Annex I	ARCH A3-62-08	IUCLID	No
A3_6.2	██████████	1976	Whole Body Autoradiography of Mice Treated with Vantocil C14. ██████████ Report No 1976_03_03 Unpublished; GLP	Arch Chemicals Inc	YES: Data on existing a.s. submitted for the first time for entry into Annex I	ARCH A3-62-09	IUCLID	No
A3_6.2	██████████ ██████████ ██████████	1995	Bioavailability following dietary administration in the rat. ██ ██ ██ CTL/P/4595 Unpublished; GLP	Arch Chemicals Inc	YES: Data on existing a.s. submitted for the first time for entry into Annex I	ARCH A3-62-01	KS	Yes (PT1.2.3.6.9.1 1)

Document/Section	Author	Year	Description/Title	Owner	Data Protection	Doc IV Code	KS/IUCLID/Other	Study relied on
A3_6.2	[REDACTED]	1995	PHMB: Absorption, Distribution, Metabolism and Excretion following Single Oral Dosing (20 mg/kg) in the Rat. [REDACTED] [REDACTED] Report No. CTL/P/4537. Unpublished; GLP	Arch Chemicals Inc	YES: Data on existing a.s. submitted for the first time for entry into Annex I	ARCH A3-62-10	KS	Yes (PT1.2.3.6.9.1 1)
A3_6.3	Banham PJ, Marsh DJ	1992	Polyhexamethylene Biguanide: Analysis in dosing solutions. Central Toxicological Laboratory, Macclesfield, UK CTL/I/157 Unpublished; Not GLP	Arch Chemicals Inc	YES: Data on existing a.s. submitted for the first time for entry into Annex I	ARCH A3-63-15	IUCLID	No
A3_6.3	Carney IF	1976	Vantocil IB: Subacute inhalation toxicity. Central Toxicological Laboratory, Macclesfield, UK CTL/T/983 Unpublished; Not GLP	Arch Chemicals Inc	YES: Data on existing a.s. submitted for the first time for entry into Annex I	ARCH A3-63-06	IUCLID	Yes (PT1.2.3.6.9.1 1)
A3_6.3	[REDACTED]	1972	Vantocil IB: Subacute dermal toxicity study in the rabbit. [REDACTED] [REDACTED] CTL/P/22 Unpublished; Not GLP	Arch Chemicals Inc	YES: Data on existing a.s. submitted for the first time for entry into Annex I	ARCH A3-63-04	IUCLID	No
A3_6.3	[REDACTED]	1992	PHMB Polyhexamethylene Biguanide: 28 day drinking water study in the mouse. [REDACTED] [REDACTED] CTL/L/4429 Unpublished; Not GLP	Arch Chemicals Inc	YES: Data on existing a.s. submitted for the first time for entry into Annex I	ARCH A3-63-02	KS	No

Document/Section	Author	Year	Description/Title	Owner	Data Protection	Doc IV Code	KS/IUCLID/Other	Study relied on
A3_6.3	[REDACTED]	1992	PHMB: Polyhexamethylene Biguanide: An investigation of its palatability to the mouse in drinking water. [REDACTED] [REDACTED] CTL/L/4843 Unpublished; Not GLP	Arch Chemicals Inc	YES: Data on existing a.s. submitted for the first time for entry into Annex I	ARCH A3-63-13	IUCLID	No
A3_6.3	[REDACTED]	1992	PHMB Polyhexamethylene Biguanide: 28 day drinking water study in the rat. [REDACTED] [REDACTED] CTL/L/4428 Unpublished; Not GLP	Arch Chemicals Inc	YES: Data on existing a.s. submitted for the first time for entry into Annex I	ARCH A3-63-01	KS	No
A3_6.3	[REDACTED]	1993	PHMB: 21 day dermal toxicity study in the rat. [REDACTED] [REDACTED] CTL/P/4200 Unpublished; GLP	Arch Chemicals Inc	YES: Data on existing a.s. submitted for the first time for entry into Annex I	ARCH A3-63-03	KS	Yes (PT1.2.3.6.9.1 1)
A3_6.3	Marsh D.L.	1993	PHMB: Gravimetric and homogeneity data to support dietary toxicity studies. Central Toxicological Laboratory, Macclesfield, UK CTL/T/2842 Unpublished; GLP	Arch Chemicals Inc	YES: Data on existing a.s. submitted for the first time for entry into Annex I	ARCH A3-63-12	Other	No

Document/Section	Author	Year	Description/Title	Owner	Data Protection	Doc IV Code	KS/IUCLID/Other	Study relied on
A3_6.3	[REDACTED]	2006	POLYHEXAMETHYLENE BIGUANIDE: 28 DAY INHALATION STUDY IN RATS WITH RECOVERY [REDACTED] [REDACTED] CTL/MR0219/REGULATORY/REVISION - 001 Unpublished; GLP	Arch Chemicals Inc	YES: Data on existing a.s. submitted for the first time for entry into Annex I	ARCH A3-63-05	KS	Yes (PT1.2.3.6.9.1 1)
A3_6.3	[REDACTED]	2006	POLYHEXAMETHYLENE BIGUANIDE: 5 DAY PRELIMINARY INHALATION STUDY IN THE RAT [REDACTED] [REDACTED] MR0218-TEC Unpublished; GLP	Arch Chemicals Inc	YES: Data on existing a.s. submitted for the first time for entry into Annex I	ARCH A3-63-16	IUCLID	No
A3_6.3	[REDACTED]	2006	POLYHEXAMETHYLENE BIGUANIDE: 5 DAY PRELIMINARY INHALATION STUDY IN THE RAT. [REDACTED] [REDACTED] MR0220-TEC Unpublished; GLP	Arch Chemicals Inc	YES: Data on existing a.s. submitted for the first time for entry into Annex I	ARCH A3-63-17	IUCLID	No
A3_6.3	[REDACTED]	1993	6-Week Dietary Toxicity in the Dog [REDACTED] [REDACTED] CTL/L/5227 Unpublished; GLP	Arch Chemicals Inc	YES: Data on existing a.s. submitted for the first time for entry into Annex I	ARCH A3-63-10	KS	Yes (PT1.2.3.6.9.1 1)

Document/Section	Author	Year	Description/Title	Owner	Data Protection	Doc IV Code	KS/ IUCLID/ Other	Study relied on
A3_6.3	[REDACTED]	1992	Polyhexamethylene Biguanide: Maximum tolerated dose study in the dog. [REDACTED] [REDACTED] CTL/L/4870 Unpublished; Not GLP	Arch Chemicals Inc	YES: Data on existing a.s. submitted for the first time for entry into Annex I	ARCH A3-63-14	IUCLID	No
A3_6.4	[REDACTED] [REDACTED] [REDACTED]	1966	Antibacterial 9073: Ninety-day oral toxicity of antibacterial 9073- Albino rats [REDACTED] [REDACTED] CTL/R/199 Unpublished; Not GLP	Arch Chemicals Inc	YES: Data on existing a.s. submitted for the first time for entry into Annex I	ARCH A3-63-08	IUCLID	No
A3_6.4	[REDACTED] [REDACTED] [REDACTED]	1966	Antibacterial 9073: Ninety-day oral toxicity of antibacterial 9073- beagle dogs [REDACTED] [REDACTED] CTL/R/202 Unpublished; Not GLP	Arch Chemicals Inc	YES: Data on existing a.s. submitted for the first time for entry into Annex I	ARCH A3-63-11	IUCLID	No
A3_6.4	[REDACTED] [REDACTED]	1993	Polyhexamethylene Biguanide PHMB: 90 day oncogenic sighting study in the mouse. [REDACTED] [REDACTED] CTL/T/2825 Unpublished; GLP	Arch Chemicals Inc	YES: Data on existing a.s. submitted for the first time for entry into Annex I	ARCH A3-63-09	KS	No
A3_6.4	[REDACTED] [REDACTED]	1993	Polyhexamethylene Biguanide PHMB: 90 day oncogenic sighting study in the rat. [REDACTED] [REDACTED] CTL/T/2824. Unpublished; GLP	Arch Chemicals Inc	YES: Data on existing a.s. submitted for the first time for entry into Annex I	ARCH A3-63-07	KS	Yes (PT1.2.3.6.9.1 1)

Document/Section	Author	Year	Description/Title	Owner	Data Protection	Doc IV Code	KS/IUCLID/Other	Study relied on
A3_6.5	[REDACTED]	1977	Baquacil SB: 2-Year Feeding Study in Rats. [REDACTED] [REDACTED] CTL/P/333. Unpublished; Not GLP	Arch Chemicals Inc	YES: Data on existing a.s. submitted for the first time for entry into Annex I	ARCH A3-65-01	KS	No
A3_6.5	[REDACTED]	1996	Polyhexamethylene Biguanide: Two Year Feeding Study in Rats. Pathology Working Group Peer Review of Proliferative Vascular Lesions in Male & Female Rats. [REDACTED] [REDACTED] CTL/C/3172. Unpublished; GLP	Arch Chemicals Inc	YES: Data on existing a.s. submitted for the first time for entry into Annex I	ARCH A3-65-03	KS	Yes (PT1.2.3.6.9.1 1)
A3_6.5	[REDACTED]	1977	Baquacil SB: Life-Time Feeding Study in the Mouse. [REDACTED] [REDACTED] [REDACTED] CTL/P/332. Unpublished; Not GLP	Arch Chemicals Inc	YES: Data on existing a.s. submitted for the first time for entry into Annex I	ARCH A3-65-06	KS	No
A3_6.5	[REDACTED]	1996	Polyhexamethylene Biguanide: Two Year Feeding Study in Rats. [REDACTED] [REDACTED] CTL/P/4663. Unpublished; GLP	Arch Chemicals Inc	YES: Data on existing a.s. submitted for the first time for entry into Annex I	ARCH A3-65-02	KS	Yes (PT1.2.3.6.9.1 1)
A3_6.5	[REDACTED]	1993	Polyhexamethylene Biguanide: 2 year drinking water study in the rat. TERMINATED early in week 39 [REDACTED] [REDACTED] CTL/T/2830. Unpublished; GLP	Arch Chemicals Inc	YES: Data on existing a.s. submitted for the first time for entry into Annex I	ARCH A3-65-04	IUCLID	No

Document/Section	Author	Year	Description/Title	Owner	Data Protection	Doc IV Code	KS/IUCLID/Other	Study relied on
A3_6.5	[REDACTED]	1995	Polyhexamethylene Biguanide: 1 year dietary toxicity study in the dog. [REDACTED] CTL/P/4488 Unpublished; Not GLP	Arch Chemicals Inc	YES: Data on existing a.s. submitted for the first time for entry into Annex I	ARCH A3-65-07	KS	Yes (PT1.2.3.6.9.1 1)
A3_6.5	Mosinger M.	1973	Prolonged Oral Intake of Vantocil IB Centre D'Explorations et de Recherches Medicales D3/2 Unpublished; Not GLP	Arch Chemicals Inc	YES: Data on existing a.s. submitted for the first time for entry into Annex I	ARCH A3-65-05	IUCLID	No
A3_6.6	[REDACTED]	1981	Vantocil P: Mutation assays using P388 mouse lymphoma cells. [REDACTED] CTL/P/622 Unpublished; GLP	Arch Chemicals Inc	YES: Data on existing a.s. submitted for the first time for entry into Annex I	ARCH A3-66-06	KS	No
A3_6.6	Callander R D	1989	Vantocil IB: An evaluation in the Salmonella mutation assay. Central Toxicological Laboratory, Macclesfield, UK CTL/P/2406 Unpublished; GLP	Arch Chemicals Inc	YES: Data on existing a.s. submitted for the first time for entry into Annex I	ARCH A3-66-01	KS	Yes (PT1.2.3.6.9.1 1)
A3_6.6	Hastwell RM & McGregor DB.	1979	Testing for mutagenic activity in Salmonella typhimurium Inveresk Research International, Edinburgh, Scotland. IRI 411156 (CTL/C/1720) Unpublished, Not GLP	Arch Chemicals Inc	YES: Data on existing a.s. submitted for the first time for entry into Annex I	ARCH A3-66-03	IUCLID	No

Document/Section	Author	Year	Description/Title	Owner	Data Protection	Doc IV Code	KS/IUCLID/Other	Study relied on
A3_6.6	Howard CA.	1989	Vantocil IB: An evaluation in the in vitro cytogenetic assay in human lymphocytes. Central Toxicological Laboratory, Macclesfield, UK CTL/P/2582 Unpublished; GLP	Arch Chemicals Inc	YES: Data on existing a.s. submitted for the first time for entry into Annex I	ARCH A3-66-04	KS	Yes (PT1.2.3.6.9.1 1)
A3_6.6	[REDACTED]	1989	Vantocil IB: An evaluation in the mouse micronucleus test. [REDACTED] [REDACTED] CTL/P/2436 Unpublished; GLP	Arch Chemicals Inc	YES: Data on existing a.s. submitted for the first time for entry into Annex I	ARCH A3-66-07	KS	Yes (PT1.2.3.6.9.1 1)
A3_6.6	Richardson CR, Anderson D.	1981	Vantocil P: Cytogenetic study in human lymphocytes in vitro. Central Toxicological Laboratory, Macclesfield, UK CTL/P/613 Unpublished; GLP	Arch Chemicals Inc	YES: Data on existing a.s. submitted for the first time for entry into Annex I	ARCH A3-66-05	KS	Yes (PT1.2.3.6.9.1 1)
A3_6.6	Trueman RW	1980	An examination of 'Vantocil' IB for potential carcinogenicity using two in vitro assays. Central Toxicological Laboratory, Macclesfield, UK CTL/P/492	Arch Chemicals Inc	YES: Data on existing a.s. submitted for the first time for entry into Annex I	ARCH A3-66-02	IUCLID	No
A3_6.6	[REDACTED]	1989	Vantocil IB: Assessment for the induction of unscheduled DNA synthesis in rat hepatocytes in vivo. [REDACTED] [REDACTED] CTL/P/2603 Unpublished; GLP	Arch Chemicals Inc	YES: Data on existing a.s. submitted for the first time for entry into Annex I	ARCH A3-66-08	KS	Yes (PT1.2.3.6.9.1 1)

Document/Section	Author	Year	Description/Title	Owner	Data Protection	Doc IV Code	KS/IUCLID/Other	Study relied on
A3_6.7	[REDACTED]	2002	Historical control data for occurrence of hemangiosarcoma (angiosarcoma) in C57BL/10J/CD-1 Alpk Mice. Supplemental info for CTL/P/4649. [REDACTED] AP-1 Unpublished; not GLP	Arch Chemicals Inc	YES: Data on existing a.s. submitted for the first time for entry into Annex I	ARCH A3-67-04	Other	No
A3_6.7	[REDACTED]	2002	Historical control data for occurrence of hemangiosarcoma (angiosarcoma) in Alpk:ApfSD Wistar Rats (re: CTL/P/4663, CTL/C/3172). [REDACTED] AP-5 Unpublished; not GLP	Arch Chemicals Inc	YES: Data on existing a.s. submitted for the first time for entry into Annex I	ARCH A3-67-05	Other	No
A3_6.7	[REDACTED]	1996	Polyhexamethylene Biguanide: Two Year Feeding Study in Rats. Pathology Working Group Peer Review of Proliferative Vascular Lesions in Male & Female Rats. [REDACTED] [REDACTED] CTL/C/3172 Unpublished; GLP	Arch Chemicals Inc	YES: Data on existing a.s. submitted for the first time for entry into Annex I	ARCH A3-65-03	KS	Yes (PT1.2.3.6.9.1 1)
A3_6.7	[REDACTED] [REDACTED] [REDACTED]	1977	Baquacil SB: 80-week skin painting study in the mouse. [REDACTED] [REDACTED] CTL/P/331 Unpublished; Not GLP	Arch Chemicals Inc	YES: Data on existing a.s. submitted for the first time for entry into Annex I	ARCH A3-67-01	KS	Yes (PT1.2.3.6.9.1 1)

Document/Section	Author	Year	Description/Title	Owner	Data Protection	Doc IV Code	KS/IUCLID/Other	Study relied on
A3_6.7	[REDACTED]	2002	Polyhexamethylene Biguanide (PHMB): Two year Oncogenic Study in Mice. Statistical analysis of the result from the Pathology Working Group peer review of Vascular lesions in male and female mice. Supplemental info for CTL/P/4649. [REDACTED] AP-7 Unpublished; not GLP	Arch Chemicals Inc	YES: Data on existing a.s. submitted for the first time for entry into Annex I	ARCH A3-67-06	Other	No
A3_6.7	[REDACTED]	1996	Polyhexamethylene Biguanide: Two Year Feeding Study in Rats. [REDACTED] CTL/P/4663 Unpublished; GLP	Arch Chemicals Inc	YES: Data on existing a.s. submitted for the first time for entry into Annex I	ARCH A3-65-02	KS	Yes (PT1.2.3.6.9.1 1)
A3_6.7	[REDACTED]	2002	PHMB 2-year oncogenic study in mice. PWG peer review of vascular proliferative lesions in male and female mice. [REDACTED] EPL Project No 698-001 (= CTL PM0937) Unpublished; GLP	Arch Chemicals Inc	YES: Data on existing a.s. submitted for the first time for entry into Annex I	ARCH A3-67-03	KS	Yes (PT1.2.3.6.9.1 1)
A3_6.7	[REDACTED]	1996	Polyhexamethylene Biguanide: Two year Oncogenic Study in Mice. [REDACTED] CTL/P/4649 Unpublished, GLP	Arch Chemicals Inc	YES: Data on existing a.s. submitted for the first time for entry into Annex I	ARCH A3-67-02	KS	Yes (PT1.2.3.6.9.1 1)

Document/Section	Author	Year	Description/Title	Owner	Data Protection	Doc IV Code	KS/IUCLID/Other	Study relied on
A3_6.7	[REDACTED]	2008	Studies to Elucidate the Potential Involvement of the Kupffer Cell in PHMB Mouse Liver Hemangiosarcomas [REDACTED] [REDACTED] 15 Dec 2008 Unpublished, not GLP	Arch Chemicals Inc	YES: Data on existing a.s. submitted for the first time for entry into Annex I	ARCH A3-67-07	KS	Yes (PT1.2.3.6.9.1 1)
A3_6.7	Mann P.C, Berry C and Greaves P	2009	Scientific Advisory Panel Review Of Polyhexamethylene Biguanide (Phmb): Carcinogenicity Studies, Pathology Working Groups, Regulatory Responses And Mode-Of-Action Studies Experimental Pathology Laboratories, Inc. P.O. Box 169, Sterling, VA 20167-0169 EPL STUDY NO. 880-001 5 August 2009 Unpublished, not GLP	Arch Chemicals Inc	YES: Data on existing a.s. submitted for the first time for entry into Annex I	ARCH A3-67-08	KS	No
A3_6.8	[REDACTED]	1976	Teratology Evaluation of IL-780 in Rabbits [REDACTED] [REDACTED] FDRL 5022 Unpublished; GLP	Arch Chemicals Inc	YES: Data on existing a.s. submitted for the first time for entry into Annex I	ARCH A3-68-04	IUCLID	No
A3_6.8	[REDACTED]	1992	PHMB: Dose range finding study in the rabbit. [REDACTED] [REDACTED] CTL/1/5052 Unpublished; GLP	Arch Chemicals Inc	YES: Data on existing a.s. submitted for the first time for entry into Annex I	ARCH A3-68-03	IUCLID	No

Document/Section	Author	Year	Description/Title	Owner	Data Protection	Doc IV Code	KS/IUCLID/Other	Study relied on
A3_6.8	[REDACTED]	1993	Polyhexamethylene Biguanide PHMB: Dose range finding study in the pregnant rabbit. [REDACTED] [REDACTED] CTL/T/2821 Unpublished; GLP	Arch Chemicals Inc	YES: Data on existing a.s. submitted for the first time for entry into Annex I	ARCH A3-68-02	KS	No
A3_6.8	[REDACTED]	1993	PHMB:Developmental toxicity study in the rabbit. [REDACTED] [REDACTED] CTL/P/3997 Unpublished; GLP	Arch Chemicals Inc	YES: Data on existing a.s. submitted for the first time for entry into Annex I	ARCH A3-68-01	KS	Yes (PT1.2.3.6.9.1 1)
A3_6.8	Evans DP	1981	Re-evaluation of skeletal variants incorporating historical data. Central Toxicological Laboratory, Macclesfield, UK re: Report CTL/P/335 ReEvaluation Unpublished; Not GLP	Arch Chemicals Inc	YES: Data on existing a.s. submitted for the first time for entry into Annex I	ARCH A3-68-08	IUCLID	No
A3_6.8	[REDACTED]	1981	Baquacil SB : Mouse Teratology Study (CTL/P/335): Historical control data & clarification of start date. [REDACTED] [REDACTED] re: Report CTL/P/335 Historical Control Data Unpublished; Not GLP	Arch Chemicals Inc	YES: Data on existing a.s. submitted for the first time for entry into Annex I	ARCH A3-68-09	Other	No
A3_6.8	[REDACTED]	1976	Baquacil SB: A teratology study in the rat by dietary administration. [REDACTED] [REDACTED] [REDACTED] CTL/P/262 Unpublished; Not GLP	Arch Chemicals Inc	YES: Data on existing a.s. submitted for the first time for entry into Annex I	ARCH A3-68-05	KS	Yes (PT1.2.3.6.9.1 1)

Document/Section	Author	Year	Description/Title	Owner	Data Protection	Doc IV Code	KS/ IUCLID/ Other	Study relied on
A3_6.8	[REDACTED]	1977	Baquacil SB: Teratogenicity study in the mouse. [REDACTED] [REDACTED] CTL/P/335 Unpublished; Not GLP	Arch Chemicals Inc	YES: Data on existing a.s. submitted for the first time for entry into Annex I	ARCH A3-68-07	IUCLID	No
A3_6.8	[REDACTED]	1995	Polyhexamethylene Biguanide: Multigeneration study in the rat. [REDACTED] [REDACTED] CTL/P/4455 Unpublished; GLP	Arch Chemicals Inc	YES: Data on existing a.s. submitted for the first time for entry into Annex I	ARCH A3-68-10	KS	Yes (PT1.2.3.6.9.1 1)
A3_6.8	[REDACTED]	1977	20% PHMB: Three generation reproduction study in the rat CTL/C/2161 Reformatted for EPA 5 July 1990. [REDACTED] Report No. NV-5- L57, Project number 458-119. Unpublished; GLP	Arch Chemicals Inc	YES: Data on existing a.s. submitted for the first time for entry into Annex I	ARCH A3-68-11	IUCLID	No
A3_6.8	[REDACTED]	1988	The Post-natal Fate of Supernumary Ribs in Rat Teratogenicity Studies. [REDACTED] Tox 8 (2) 91-94. Published; GLP unknown	Arch Chemicals Inc	YES: Data on existing a.s. submitted for the first time for entry into Annex I	ARCH A3-68-06	IUCLID	No
A3_7.1.	Brown D., Dowell D.G.	1975	Vantocil IB and sewage treatment Brixham Environmental Laboratory, Brixham, UK BL/B/1649 Unpublished; NOT GLP	Arch Chemicals Inc	YES Data on existing a.s. submitted for the first time for entry into Annex I	ARCH A3-71-10	IUCLID	No

Document/Section	Author	Year	Description/Title	Owner	Data Protection	Doc IV Code	KS/IUCLID/Other	Study relied on
A3_7.1.	Brown D., Gillings E.	1983	The determination of the partition of Vantocil IB between a river sediment and water Brixham Environmental Laboratory, Brixham, UK BLS/B/0208 Unpublished; Not GLP	Arch Chemicals Inc	YES Data on existing a.s. submitted for the first time for entry into Annex I	ARCH A3-71-14	IUCLID	No
A3_7.1.	[REDACTED]	1980	Vantocil IB: Effect of soil on acute toxicity to rainbow trout. [REDACTED] [REDACTED] BLS/B/0044 Unpublished; not GLP	Arch Chemicals Inc	YES Data on existing a.s. submitted for the first time for entry into Annex I	ARCH A3-71-19	IUCLID	No
A3_7.1.	Evans K.P., Beaumont G.L., Williams D.G.	1995	PHMB Hydrolysis study for EPA Registration: Project 302, Guideline ref. 161-1 (1995) ASG, Blackley, Manchester, UK Project 302 Unpublished; GLP	Arch Chemicals Inc	YES Data on existing a.s. submitted for the first time for entry into Annex I	ARCH A3-71-03	IUCLID	No
A3_7.1.	Gilbert J L	1997	PHMB: Determination of COD Brixham Environmental Laboratory, Brixham, UK BLS 2378 Unpublished; Not GLP	Arch Chemicals Inc	YES Data on existing a.s. submitted for the first time for entry into Annex I	ARCH A3-71-01	IUCLID	No
A3_7.1.	Gilbert JL, Long KWJ, Roberts GC	1995	PHMB: Anaerobic biodegradability Brixham Environmental Laboratory, Brixham, UK BL5342/B Unpublished; GLP	Arch Chemicals Inc	YES Data on existing a.s. submitted for the first time for entry into Annex I	ARCH A3-71-12	KS	Yes (PT2.9)

Document/Section	Author	Year	Description/Title	Owner	Data Protection	Doc IV Code	KS/IUCLID/Other	Study relied on
A3_7.1.	Gilbert JL, Roberts GC, Woods CB	1993	PHMB: Activated sludge sorption and desorption Brixham Environmental Laboratory, Brixham, UK BL5385/B Unpublished; Not GLP	Arch Chemicals Inc	YES Data on existing a.s. submitted for the first time for entry into Annex I	ARCH A3-71-15	KS	Yes (PT2.9)
A3_7.1.	Habeeb. S.B.	2010	PHMB: Aerobic Transformation in Two Aquatic Sediment Systems ABC Laboratories Inc., Missouri, USA 65393 Unpublished; GLP	Arch Chemicals Inc	YES Data on existing a.s. submitted for the first time for entry into Annex I	ARCH A3-71-22		Yes (PT2.9)
A3_7.1.	Jones B.K.	1976	Vantocil IB: microbial degradation studies Central Toxicological Laboratory, Macclesfield, UK CTL/P/289 Unpublished; NOT GLP	Arch Chemicals Inc	YES Data on existing a.s. submitted for the first time for entry into Annex I	ARCH A3-71-11	IUCLID	No
A3_7.1.	Leahey J.P., Griggs R.E., Hughes H.E.	1975	Baquacil: Preliminary study of the photodegradation in water. ICI Plant Protection Ltd TMJ 1163B Unpublished; Not GLP	Arch Chemicals Inc	YES Data on existing a.s. submitted for the first time for entry into Annex I	ARCH A3-71-05	KS	Yes (PT2.9)
A3_7.1.	Long K.W.J.	1995	PHMB: Aerobic biodegradation in water (adapted microorganisms). Brixham Environmental Laboratory, Brixham, UK BL1878/B Unpublished; not GLP	Arch Chemicals Inc	YES Data on existing a.s. submitted for the first time for entry into Annex I	ARCH A3-71-07	IUCLID	No
A3_7.1.	Long K.W.J., Roberts G.C.	1994	PHMB: Aerobic biodegradation in water Brixham Environmental Laboratory, Brixham, UK BL5172/B Unpublished; GLP	Arch Chemicals Inc	YES Data on existing a.s. submitted for the first time for entry into Annex I	ARCH A3-71-06	KS	Yes (PT2.9)

Document/Section	Author	Year	Description/Title	Owner	Data Protection	Doc IV Code	KS/IUCLID/Other	Study relied on
A3_7.1.	O'Malley et al	2006	Biodegradability of end-groups of the biocide polyhexamethylene biguanide (PHMB) assessed using model compounds J Ind Microbiol Biotechnol (2006) 33: 677–684 Published; not GLP	Published	NO	ARCH A3-71-17	IUCLID	Yes (PT2.9)
A3_7.1.	O'Malley et al	2007	Microbial degradation of the biocide polyhexamethylene biguanide: isolation and characterization of enrichment consortia and determination of degradation by measurement of stable isotope incorporation into DNA. Journal of Applied Microbiology ISSN 1364-5072 Published; not GLP	Published	NO	ARCH A3-71-18	IUCLID	Yes (PT2.9)
A3_7.1.	Oteyza T	2007	PHMB: Toxicity to the green alga <i>Selenastrum capricornutum</i> in the presence of treated sewage effluent. Brixham Environmental Laboratory, Brixham, UK BLS/3377/B Unpublished; not GLP	Arch Chemicals Inc	YES Data on existing a.s. submitted for the first time for entry into Annex I	ARCH A3-71-20	IUCLID	No
A3_7.1.	Penwell A.J., Roberts G.C., Daniel M.	2003	PHMB: Biodegradation by the ligninolytic fungus <i>Phanerochaete chrysosporium</i> (2003) Brixham Environmental Laboratory, Brixham, UK BL6915/B Unpublished; GLP	Arch Chemicals Inc	YES Data on existing a.s. submitted for the first time for entry into Annex I	ARCH A3-71-13	IUCLID	No

Document/Section	Author	Year	Description/Title	Owner	Data Protection	Doc IV Code	KS/IUCLID/Other	Study relied on
A3_7.1.	Penwell AJ, MacLean SA, Palmer S, Roberts GC	2005	PHMB: Aerobic sewage treatment simulation and chronic toxicity of treated effluent to Daphnia magna Brixham Environmental Laboratory, Brixham, UK BL7802/B Unpublished; GLP	Arch Chemicals Inc	YES Data on existing a.s. submitted for the first time for entry into Annex I	ARCH A3-71-09	KS	No
A3_7.1.	Penwell AJ, MacLean SA, Roberts GC	2005	PHMB: Biodegradability in sea water Brixham Environmental Laboratory, Brixham, UK BL7804/B Unpublished; GLP	Arch Chemicals Inc	YES Data on existing a.s. submitted for the first time for entry into Annex I	ARCH A3-71-08	KS	Yes (PT2.9)
A3_7.1.	Peou F., Roberts G.C.	2004	PHMB: Effect of sediment on the acute toxicity to Daphnia magna Brixham Environmental Laboratory, Brixham, UK BL7117/B Unpublished; GLP	Arch Chemicals Inc	YES Data on existing a.s. submitted for the first time for entry into Annex I	ARCH A3-71-16	KS	Yes (PT2.9)
A3_7.1.	Sarff P.	2010	PHMB: Estimation of the Adsorption Coefficient (K _{oc}) on Soil and/or Sewage Sludge Using High Performance Liquid Chromatography (HPLC) ABC Laboratories Inc., Missouri, USA 65395 Unpublished; GLP	Arch Chemicals Inc	YES Data on existing a.s. submitted for the first time for entry into Annex I	ARCH A3-71-21		Yes (PT1.2.3.6.9.1 1)
A3_7.1.	Sudworth J.	2006	PHMB: Hydrolysis as a function of pH InterTek ASG, Blackley, Manchester, UK Project 1302832 Unpublished; GLP	Arch Chemicals Inc	YES Data on existing a.s. submitted for the first time for entry into Annex I	ARCH A3-71-02	KS	Yes (PT1.2.3.6.9.1 1)

Document/Section	Author	Year	Description/Title	Owner	Data Protection	Doc IV Code	KS/IUCLID/Other	Study relied on
A3_7.1.	Turner W.R., Ramaswamy H.N.	1979	Baquacil: Hydrolysis/photodegradation study Source: ICI General Analysis Group, Analytical and Physical Chemistry Section Ref: R5 Unpublished; Not GLP	Arch Chemicals Inc	YES Data on existing a.s. submitted for the first time for entry into Annex I	ARCH A3-71-04	IUCLID	No
A3_7.2	Gilbert JL, Gillings EG, Roberts GC	1995	PHMB: Aerobic biodegradation in soil Brixham Environmental Laboratory, Brixham, UK BL5311/B Unpublished; GLP	Arch Chemicals Inc	YES Data on existing a.s. submitted for the first time for entry into Annex I	ARCH A3-72-01	KS	Yes (PT1.2.3.6.9.1 1)
A3_7.2	Habeeb. S.B.	2010	PHMB: Determination of Adsorption – Desorption Using the Batch Equilibrium Method ABC Laboratories Inc., Missouri, USA 65392 Unpublished; GLP	Arch Chemicals Inc	YES Data on existing a.s. submitted for the first time for entry into Annex I	ARCH A3-72-05		Yes (PT1.2.3.6.9.1 1)
A3_7.2	Habeeb. S.B.	2010	PHMB: Aerobic Transformation in Four Soils ABC Laboratories Inc., Missouri, USA 65394 Unpublished; GLP	Arch Chemicals Inc	YES Data on existing a.s. submitted for the first time for entry into Annex I	ARCH A3-72-06		Yes (PT1.2.3.6.9.1 1)
A3_7.2	Hill I.R, Willis J.H	1975	BAQUACIL: Preliminary laboratory studies of the degradation of C14-BAQUACIL in soil Jealott's Hill Research Station, Bracknell, Berkshire, UK TMJ 1165 Unpublished; not GLP	Arch Chemicals Inc	YES Data on existing a.s. submitted for the first time for entry into Annex I	ARCH A3-72-03	IUCLID	No
A3_7.2	Jones-Hughes TL, Penwell A J, Roberts GC	2005	PHMB: Biodegradation in sludge amended soil Brixham Environmental Laboratory, Brixham, UK BL7132/B Unpublished; GLP	Arch Chemicals Inc	YES Data on existing a.s. submitted for the first time for entry into Annex I	ARCH A3-72-02	KS	Yes (PT1.2.3.6.9.1 1)

Document/Section	Author	Year	Description/Title	Owner	Data Protection	Doc IV Code	KS/IUCLID/Other	Study relied on
A3_7.2	Riley D., Stevens J.E.	1975	Baquacil: Adsorption and leaching in soil. ICI Plant Protection. Report AR 2586A Unpublished; Not GLP	Arch Chemicals Inc	YES Data on existing a.s. submitted for the first time for entry into Annex I	ARCH A3-72-04	KS	Yes (PT2.9)
A3_7.3	Ritter, J.C	2006	Estimation of Photochemical Degradation of Polyhexamethylene Biguanide (PHMB) Using the Atkinson Calculation Method Central Analytical Department, Chesire USA CASR-03-2006 Unpublished; Not GLP	Arch Chemicals Inc	YES Data on existing a.s. submitted for the first time for entry into Annex I	ARCH A3-73-01	KS	Yes (PT1.2.3.6.9.1 1)
A3_7.4	Brown D	1985	Toxicity to Brown shrimp (Crangon crangon) of Vantocil IB Brixham Environmental Laboratory, Brixham, UK BL/B/2630 Unpublished; Not GLP	Arch Chemicals Inc	YES Data on existing a.s. submitted for the first time for entry into Annex I	ARCH A3-74-13	IUCLID	No
A3_7.4	Brown D	1981	Effect of Vantocil on the reproduction of Daphnia magna Brixham Environmental Laboratory, Brixham, UK BLS/B/0042 Unpublished; Not GLP	Arch Chemicals Inc	YES Data on existing a.s. submitted for the first time for entry into Annex I	ARCH A3-74-27	IUCLID	No
A3_7.4	██████████	1981	Determination of the acute toxicity of Vantocil P to Rainbow Trout (Salmo gairdneri) ██ ██ BL/B/2081 Unpublished; Not GLP but QA'd	Arch Chemicals Inc	YES Data on existing a.s. submitted for the first time for entry into Annex I	ARCH A3-74-02	IUCLID	No

Document/Section	Author	Year	Description/Title	Owner	Data Protection	Doc IV Code	KS/ IUCLID/ Other	Study relied on
A3_7.4	Brown D.	1981	Toxicity to the green alga (<i>Scenedesmus quadricauda</i>) of Vantocil IB (1981) summary only Brixham Environmental Laboratory, Brixham, UK BLS/B/0043 Unpublished; Not GLP	Arch Chemicals Inc	YES Data on existing a.s. submitted for the first time for entry into Annex I	ARCH A3-74-19	IUCLID	No
A3_7.4	[REDACTED]	1980	Vantocil P: Acute tox to rainbow trout [REDACTED] Plaice BL/B/2031 Unpublished; Not GLP but QA'd	Arch Chemicals Inc	YES Data on existing a.s. submitted for the first time for entry into Annex I	ARCH A3-74-03	IUCLID	No
A3_7.4	[REDACTED]	1977	Acute toxicity of Vantocil IB, mix No 1857, to Bluegill (<i>Lepomis macrochirus</i>) and the water flea (<i>Daphnia magna</i>) [REDACTED] CTL/C/3039 Unpublished; Not GLP	Arch Chemicals Inc	YES Data on existing a.s. submitted for the first time for entry into Annex I	ARCH A3-74-10	IUCLID	No
A3_7.4	[REDACTED]	1988	Vantocil IB: Acute tox to rainbow trout [REDACTED] BLS/B/0532 Unpublished; Not GLP	Arch Chemicals Inc	YES Data on existing a.s. submitted for the first time for entry into Annex I	ARCH A3-74-04	IUCLID	No
A3_7.4	Gilbert JL, Roberts GC	2002	PHMB: Toxicity to the sediment dwelling larvae <i>Chironomus riparius</i> Brixham Environmental Laboratory, Brixham, UK BL7135/B Unpublished; GLP	Arch Chemicals Inc	YES Data on existing a.s. submitted for the first time for entry into Annex I	ARCH A3-74-28	KS	Yes (PT1.2.3.6.9.1 1)

Document/Section	Author	Year	Description/Title	Owner	Data Protection	Doc IV Code	KS/ IUCLID/ Other	Study relied on
A3_7.4	Gillings E.	1995	PHMB: Prelim. Investigation of the effects of pH on sorption to glass. Brixham Environmental Laboratory, Brixham, UK BLS1937/B Unpublished; not GLP	Arch Chemicals Inc	YES Data on existing a.s. submitted for the first time for entry into Annex I	ARCH A3-74-30	IUCLID	No
A3_7.4	[REDACTED]	1975	Determination of the acute toxicity to Rainbow Trout of Vantocil IB in freshwater. [REDACTED] [REDACTED] BL/B/1631 Unpublished; Not GLP	Arch Chemicals Inc	YES Data on existing a.s. submitted for the first time for entry into Annex I	ARCH A3-74-05	IUCLID	No
A3_7.4	Hutchinson T.H.	1993	Vantocil IB: Acute Toxicity to marine polychaete Platynereis dumerilii Brixham Environmental Laboratory, Brixham, UK BL4953/B Unpublished; Not GLP	Arch Chemicals Inc	YES Data on existing a.s. submitted for the first time for entry into Annex I	ARCH A3-74-15	IUCLID	No
A3_7.4	Hutchinson T.H., Jha A.N	1993	Vantocil IB: Effects on fertilisation in marine polychaete Platynereis dumerilii. Brixham Environmental Laboratory, Brixham, UK BL5003/B Unpublished; Not GLP	Arch Chemicals Inc	YES Data on existing a.s. submitted for the first time for entry into Annex I	ARCH A3-74-16	IUCLID	No
A3_7.4	Hutchinson T.H., Jha A.N	1993	Vantocil IB: Effects on embryo development in a polychaete. Brixham Environmental Laboratory, Brixham, UK BL5004/B Unpublished; Not GLP	Arch Chemicals Inc	YES Data on existing a.s. submitted for the first time for entry into Annex I	ARCH A3-74-17	IUCLID	No

Document/Section	Author	Year	Description/Title	Owner	Data Protection	Doc IV Code	KS/IUCLID/Other	Study relied on
A3_7.4	[REDACTED]	1991	Vantocil IB: Effects on survival and growth of sheepshead minnow (<i>Cyprinodon variegatus</i>) larvae [REDACTED] BL4351/B Unpublished; Not ? GLP	Arch Chemicals Inc	YES Data on existing a.s. submitted for the first time for entry into Annex I	ARCH A3-74-25	IUCLID	No
A3_7.4	Maddock B.G.	1983	Vantocil IB: Toxicity to brown shrimp Brixham Environmental Laboratory, Brixham, UK BLS/B/0211 Unpublished; Not GLP	Arch Chemicals Inc	YES Data on existing a.s. submitted for the first time for entry into Annex I	ARCH A3-74-14	IUCLID	No
A3_7.4	Maddock BG	1983	Toxicity to Plaice (<i>Pleuronectes platessa</i>) of Vantocil IB Brixham Environmental Laboratory, Brixham, UK BLS/B/0210 Unpublished; Not GLP	Arch Chemicals Inc	YES Data on existing a.s. submitted for the first time for entry into Annex I	ARCH A3-74-07	IUCLID	No
A3_7.4	Mather J.I.	1988	VANTOCIL IB: Bacterial Growth inhibition (<i>P.putida</i>) Brixham Environmental Laboratory, Brixham, UK BLS/B/0558 Unpublished; not GLP	Arch Chemicals Inc	YES Data on existing a.s. submitted for the first time for entry into Annex I	ARCH A3-74-23	IUCLID	No
A3_7.4	Pearson CR	1981	Acute toxicity of Vantocil IB to <i>Daphnia magna</i> (1981) summary only Brixham Environmental Laboratory, Brixham, UK BLS/B/0041 Unpublished; Not GLP	Arch Chemicals Inc	YES Data on existing a.s. submitted for the first time for entry into Annex I	ARCH A3-74-11	KS	Yes (PT2.9)

Document/Section	Author	Year	Description/Title	Owner	Data Protection	Doc IV Code	KS/IUCLID/Other	Study relied on
A3_7.4	Penwell A.J.	2006	PHMB: Chronic toxicity to Daphnia magna Brixham Environmental Laboratory, Brixham, UK BL8365/B Unpublished; GLP	Arch Chemicals Inc	YES Data on existing a.s. submitted for the first time for entry into Annex I	ARCH A3-74-26	KS	Yes (PT1.2.3.6.9.1 1)
A3_7.4	Penwell A.J., Roberts G.C.	2000	VANTOCIL IB: Inhibition of anaerobic gas production from sewage sludge Brixham Environmental Laboratory, Brixham, UK BL6914/B Unpublished; GLP	Arch Chemicals Inc	YES Data on existing a.s. submitted for the first time for entry into Annex I	ARCH A3-74-20	KS	Yes (PT1.2.3.6.9.1 1)
A3_7.4	Penwell A.J., Smyth D.V.	2006	PHMB: Toxicity to the green alga Selenastrum capricornutum Brixham Environmental Laboratory, Brixham, UK BL8161/B Unpublished; GLP	Arch Chemicals Inc	YES Data on existing a.s. submitted for the first time for entry into Annex I	ARCH A3-74-18	KS	Yes (PT1.2.3.6.9.1 1)
A3_7.4	██████████ ██████████	1996	PHMB: Acute toxicity to rainbow trout (Oncorhynchus mykiss) ██ ██████████ BL5506/B Unpublished; GLP	Arch Chemicals Inc	YES Data on existing a.s. submitted for the first time for entry into Annex I	ARCH A3-74-01	KS	Yes (PT1.2.3.6.9.1 1)
A3_7.4	██████████ ██████████	2004	PHMB: Summary of rangefinding data in Rainbow trout static and flowthrough test systems. ██ ██████████ BL/B/2976 Unpublished; Not GLP	Arch Chemicals Inc	YES Data on existing a.s. submitted for the first time for entry into Annex I	ARCH A3-74-06	IUCLID	No

Document/Section	Author	Year	Description/Title	Owner	Data Protection	Doc IV Code	KS/IUCLID/Other	Study relied on
A3_7.4	Penwell AJ, Roberts GC	2000	VANTOCIL IB: Inhibition of nitrification of activated sludge microorganisms Brixham Environmental Laboratory, Brixham, UK BL6913/B Unpublished; GLP	Arch Chemicals Inc	YES Data on existing a.s. submitted for the first time for entry into Annex I	ARCH A3-74-21	KS	Yes (PT1.2.3.6.9.1 1)
A3_7.4	Penwell AJ, Roberts GC	2000	VANTOCIL IB: Effect on the respiration rate of activated sludge Brixham Environmental Laboratory, Brixham, UK BL6678/B OECD 209 Unpublished; GLP	Arch Chemicals Inc	YES Data on existing a.s. submitted for the first time for entry into Annex I	ARCH A3-74-22	IUCLID	No
A3_7.4	██████████ ██████████	2001	PHMB: Effects on growth of juvenile rainbow trout (Oncorhynchus mykiss) ██ ██████████ BL7096/B Unpublished; GLP	Arch Chemicals Inc	YES Data on existing a.s. submitted for the first time for entry into Annex I	ARCH A3-74-24	KS	Yes (PT1.2.3.6.9.1 1)
A3_7.4	Roberts GC	2004	[14C] PHMB: Evaluation of Sorption to Various Storage Vessels. Brixham Environmental Laboratory, Brixham, UK BLS3110/B Unpublished; not GLP	Arch Chemicals Inc	YES Data on existing a.s. submitted for the first time for entry into Annex I	ARCH A3-74-31	IUCLID	No
A3_7.4	██████████ ██████████ ██████████	1993	Study X022/B, Vantocil IB: acute toxicity to Bluegill sunfish (Lepomis macrochirus) ██ ██████████ BL4778/B Unpublished; Not GLP	Arch Chemicals Inc	YES Data on existing a.s. submitted for the first time for entry into Annex I	ARCH A3-74-09	IUCLID	No

Document/Section	Author	Year	Description/Title	Owner	Data Protection	Doc IV Code	KS/IUCLID/Other	Study relied on
A3_7.4	[REDACTED]	1981	Acute toxicity of Vantocil P to Bluegill (Lepomis macrochirus) [REDACTED] [REDACTED] BW-81-3-847 Unpublished; Not GLP	Arch Chemicals Inc	YES Data on existing a.s. submitted for the first time for entry into Annex I	ARCH A3-74-08	IUCLID	No
A3_7.4	Stewart K.M., Thompson R.S.	1991	Vantocil IB: Acute toxicity to mysid shrimp (Mysidopsis bahia) summary only Brixham Environmental Laboratory, Brixham, UK BL4365/B	Arch Chemicals Inc	YES Data on existing a.s. submitted for the first time for entry into Annex I	ARCH A3-74-12	IUCLID	No
A3_7.4	Thompson RS	1983	The effect of Vantocil P on the growth of Lemna minor (Duckweed) Brixham Environmental Laboratory, Brixham, UK BLS/B/0225 Unpublished; Not GLP	Arch Chemicals Inc	YES Data on existing a.s. submitted for the first time for entry into Annex I	ARCH A3-74-29	IUCLID	No
A3_7.5	[REDACTED]	1979	Baquacil Mix #5889. Acute Oral LD50 - Mallard Duck. MRID No: 27491 + Phase 3 Summary of MRID 27491. Guideline reference 71-1: Acute dietary LD50 test for waterfowl. [REDACTED] Project No 123-131 Unpublished; GLP	Arch Chemicals Inc	YES: Data on existing a.s. submitted for the first time for entry into Annex I	ARCH A3-75-09	KS	Yes (PT1.2.3.6.9.1 1)

Document/Section	Author	Year	Description/Title	Owner	Data Protection	Doc IV Code	KS/ IUCLID/ Other	Study relied on
A3_7.5	██████████	1979	Baquacil Mix #5889. Eight day dietary LC50 Bobwhite Quail MRID No: 41382 + Phase 3 Summary of MRID 41382. Guideline reference 71-2: Acute dietary LC50 test for upland game birds ██ Project No 123-129 Unpublished; GLP	Arch Chemicals Inc	YES: Data on existing a.s. submitted for the first time for entry into Annex I	ARCH A3-75-10	IUCLID	No
A3_7.5	██████████	1979	Baquacil Mix #5889. Eight day dietary LC50 Mallard Duck. Final report. MRID No: 27492 ██ Project No 123-130 Unpublished; Not GLP	Arch Chemicals Inc	YES: Data on existing a.s. submitted for the first time for entry into Annex I	ARCH A3-75-11	IUCLID	No
A3_7.5	Gilbert JL, Roberts GC	2002	PHMB: Acute toxicity to the earthworm Eisenia foetida Brixham Environmental Laboratory, Brixham, UK BL7134/B Unpublished; GLP	Arch Chemicals Inc	YES: Data on existing a.s. submitted for the first time for entry into Annex I	ARCH A3-75-02	KS	Yes (PT1.2.3.6.9.1 1)
A3_7.5	Penwell AJ, Roberts GC	2003	PHMB: Effect on nitrogen transformation by soil microorganisms Brixham Environmental Laboratory, Brixham, UK BL7133/B OECD 216 Unpublished; GLP	Arch Chemicals Inc	YES Data on existing a.s. submitted for the first time for entry into Annex I	ARCH A3-75-01	KS	Yes (PT2.9)
A3_7.5	Penwell AJ, Roberts GC	2002	PHMB: Effect on seedling emergence and growth Brixham Environmental Laboratory, Brixham, UK BL7131/B Unpublished; GLP	Arch Chemicals Inc	YES: Data on existing a.s. submitted for the first time for entry into Annex I	ARCH A3-75-05	KS	Yes (PT1.2.3.6.9.1 1)


Document/Section	Author	Year	Description/Title	Owner	Data Protection	Doc IV Code	KS/IUCLID/Other	Study relied on
A3_7.5	Stanley R.D.	1983	The effect of Vantocil P on the Earthworm (<i>Lumbricus terrestris</i>) Brixham Environmental Laboratory, Brixham, UK BLS/B/0224 Unpublished; not GLP	Arch Chemicals Inc	YES: Data on existing a.s. submitted for the first time for entry into Annex I	ARCH A3-75-03	IUCLID	No
A3_7.5	Stanley R.D.	1983	The effect of Vantocil P on the germination and growth of <i>Lepidium sativum</i> (Cress) seeds Brixham Environmental Laboratory, Brixham, UK BLS/B/0222 Unpublished; not GLP	Arch Chemicals Inc	YES: Data on existing a.s. submitted for the first time for entry into Annex I	ARCH A3-75-06	IUCLID	No
A3_7.5	Stanley R.D.	1983	The effect of Vantocil P on the germination and growth of <i>Avena sativa</i> (Oat) seeds Brixham Environmental Laboratory, Brixham, UK BLS/B/0223 Unpublished; not GLP	Arch Chemicals Inc	YES: Data on existing a.s. submitted for the first time for entry into Annex I	ARCH A3-75-07	IUCLID	No
A3_7.5	Stanley R.D., Tapp J.F.	1981	The effects of Synperonic NP8, Vantocil P, and Chlordane on <i>Lumbricus Terrestris</i> and <i>Allolobophora Caliginosa</i> . Brixham Environmental Laboratory, Brixham, UK BL/A/2111 Unpublished; not GLP	Arch Chemicals Inc	YES: Data on existing a.s. submitted for the first time for entry into Annex I	ARCH A3-75-04	IUCLID	No

Document/ Section	Author	Year	Description/Title	Owner	Data Protection	Doc IV Code	KS/ IUCLID/ Other	Study relied on
A3_7.5	Stanley R.D., Tapp J.F.	1981	The Effects of Synperonic NP8, Vantocil P, and Potassium Chlorate on the growth of Avena Sativa. . Brixham Environmental Laboratory, Brixham, UK BL/A/2136 Unpublished; not GLP	Arch Chemicals Inc	YES: Data on existing a.s. submitted for the first time for entry into Annex I	ARCH A3-75-08	IUCLID	No

Regulation (EU) No 528/2012 concerning the making available on the market and use of biocidal products

Evaluation of active substances

List of References – Part B



Polyhexamethylene biguanide

(Mn = 1600; PDI =1.8)

(PHMB)

Applicant: Lonza

Product-type 2

Disinfectants and algaecides not intended for direct application to humans or animals

FINAL CAR

June 2015

eCA: FRANCE

This document is a list of all the studies submitted by the Applicant to support the PT02 dossier. Claims of data protection are proposal from the Applicant.

Studies indicated as “Relied on“ are validated studies from which endpoints were established. This corresponds to the list of protected studies.

Document/ Section	Author	Year	Description/Title	Owner	Data Protection	Doc IV Code	KS/ IUCLID/ Other	Study relied on
B3-5-01 (Baquacil PHMB)	Jones L. W., Reeves M.E.	1979	Algicidal and Algistatic Effects of Baquacil on green and Blue-Green Algae. Department of Botany, University of Tennessee, Knoxville, TN, USA. Report No: Not GLP, Unpublished	Arch Chemicals Inc	YES: Data on existing a.s. submitted for the first time for entry into Annex I.	ARCH B3-5-01		No
B3-5-02 (Baquacil PHMB)	Vore R.D.	2001	Antibacterial Efficacy of Baquacil Ultra in Residential Swimming Pools. Avecia Inc, Delaware, USA. Report No: PDD 2157. GLP, Unpublished.	Arch Chemicals Inc	YES: Data on existing a.s. submitted for the first time for entry into Annex I.	ARCH B3-5-02		No
B3-5-03 (Baquacil PHMB)	Vore R.D.	2003	The Rate of Kill of Solid PHMB, Baquacil Sanitizer and Algistat and Baquacil Ultra Sanitizer and Fungicide. Avecia Inc, Delaware, USA. Report No: PDD 2192. GLP, Unpublished	Arch Chemicals Inc	YES: Data on existing a.s. submitted for the first time for entry into Annex I.	ARCH B3-5-03		No
B3-5-04 (Baquacil PHMB)	Uribe M.	2010	BAQUACIL® PHMB Efficacy Study. Arch Chemicals Inc, Conley, USA Report No: Water-109 Not GLP, Unpublished	Arch Chemicals Inc	YES: Data on existing a.s. submitted for the first time for entry into Annex I.	ARCH B3-5-06	KS	Yes
(Baquacil PHMB)	Blake J.	2001	Baquacil Ultra Sanitizer, EPA Study. Analytical Science Group, Blackley, Manchester, UK. Report No: 1266769. GLP, Unpublished	Arch Chemicals Inc	YES: Data on existing a.s. submitted for the first time for entry into Annex I.	ARCH B3-5-04		No
(Baquacil PHMB)	Blake J.	2001	Baquacil Sanitizer, EPA Study. Analytical Science Group, Blackley, Manchester, UK. Report No: 1266770. GLP, Unpublished	Arch Chemicals Inc	YES: Data on existing a.s. submitted for the first time for entry into Annex I.	ARCH B3-5-05		No

Document/ Section	Author	Year	Description/Title	Owner	Data Protection	Doc IV Code	KS/ IUCLID/ Other	Study relied on
B3-5 (Vantocil TG)	McGeechan P.	2005 Revised 2008	Evaluation of the Bactericidal Efficacy of VANTOCIL IB. Arch UK Biocides Microbiology Group, Manchester, UK. Report no. 001. Not GLP, Unpublished	Arch Chemicals Inc	YES: Data on existing a.s. submitted for the first time for entry into Annex I.	ARCH B3-5-01		No
B3-5 (Vantocil TG)	McGeechan P.	2006 Revised 2008	Evaluation of the Bactericidal Efficacy of VANTOCIL IB. Arch UK Biocides Microbiology Group, Manchester, UK. Report no. 002. Not GLP, Unpublished	Arch Chemicals Inc	YES: Data on existing a.s. submitted for the first time for entry into Annex I.	ARCH B3-5-02		No
B3-5 (Vantocil TG)	McGeechan P.	2006 Revised 2008	Evaluation of the Yeasticidal Efficacy of VANTOCIL IB. Arch UK Biocides Microbiology Group, Manchester, UK. Report no. 003. Not GLP, Unpublished	Arch Chemicals Inc	YES: Data on existing a.s. submitted for the first time for entry into Annex I.	ARCH B3-5-03		No
B3-5 (Vantocil TG)	McGeechan P.	2006	Evaluation of the Bacterisostatic and Fungistatic efficacy of VANTOCIL IB. Arch UK Biocides Microbiology Group, Manchester, UK. Report no.004. Not GLP, Unpublished	Arch Chemicals Inc	YES: Data on existing a.s. submitted for the first time for entry into Annex I.	ARCH B3-5-04		No
B3-5 (Vantocil TG)	McGeechan P.	2006 Revised 2008	Evaluation of the Bacterial Efficacy of VANTOCIL TG. Arch UK Biocides Microbiology Group, Manchester, UK. Report no. 010. Not GLP, Unpublished.	Arch Chemicals Inc	YES: Data on existing a.s. submitted for the first time for entry into Annex I.	ARCH B3-5-10		No
B3-5 (Vantocil TG)	McGeechan P.	2006 Revised 2008	Evaluation of the Yeasticidal Efficacy of VANTOCIL TG. Arch UK Biocides Microbiology Group, Manchester, UK. Report no. 023 Not GLP, Unpublished	Arch Chemicals Inc	YES: Data on existing a.s. submitted for the first time for entry into Annex I.	ARCH B3-5-11		No

Document/ Section	Author	Year	Description/Title	Owner	Data Protection	Doc IV Code	KS/ IUCLID/ Other	Study relied on
B3-5 (Vantocil TG)	McGeechan P.	2006 Revised 2008	Evaluation of the Bacterial Efficacy of VANTOCIL TG. Arch UK Biocides Microbiology Group, Manchester, UK. Report no. 025 Not GLP, Unpublished	Arch Chemicals Inc	YES: Data on existing a.s. submitted for the first time for entry into Annex I.	ARCH B3-5-12		No
B3-5 (Vantocil TG)	Crane E.	2010	Validation Protocol for Quantitative Suspension Testing for Arch Biocides. MGS Laboratories Ltd., Egham, UK. CVP-2009-014-05 Unpublished, Non-GLP	Arch Chemicals Inc	Yes: Data on existing a.s. submitted for the first time for entry into Annex I	ARCH B3-5-14	KS	Yes