


Competent Authority Report



2,2-Dibromo-2- cyanoacetamide

(DBNPA)

Assessment report

Summary of the Active Substance

**From Microbial Control (Switzerland) GmbH/ICL Europe (joint
dossier)**

for use in PT6

**Rapporteur Member State: Denmark
October 2023**

Table of Contents

STATEMENT OF SUBJECT MATTER AND PURPOSE	3
ASSESSMENT REPORT	4
Summary	4
1 Presentation of the Active Substance	4
1.1 Identity of the active substance	4
1.2 Intended Uses and Effectiveness	4
1.3 Classification and Labelling	7
1.3.1 Classification and labelling for the active substance	7
1.3.2 Classification and labelling for the representative product(s)	9
2 Summary of the Human Health Risk Assessment	11
3 Conclusion on the human health risk assessment	18
4 Summary of the Environmental Risk Assessment	19
5 Conclusion on the Environmental risk assessment	37
6 Assessment of exclusion, substitution criteria and POP	38
7 Overall conclusions	39
Appendix I: List of endpoints	40
Chapter 1: Identity, Physical and Chemical Properties, Classification and Labelling	40
Chapter 2: Methods of Analysis	42
Chapter 3: Impact on Human Health	43
Chapter 4: Fate and Behaviour in the Environment	48
Chapter 5: Effects on Non-target Species	51
Chapter 6: Other End Points	54
Appendix II: Overall reference list (Separate Annex in the confidential folder) ...	55

STATEMENT OF SUBJECT MATTER AND PURPOSE

This assessment report has been established as a result of the evaluation of the active substance 2,2-Dibromo-2-cyanoacetamide (DBNPA) in product-type 6 (preservatives for products during storage), carried out in the context of Regulation (EU) No 528/2012, with a view to the possible approval of this substance.

On July 29th, 2007 the eCA DK Competent Authority received a dossier from the applicant. The evaluating Competent Authority accepted the dossier as complete for the purpose of the evaluation on February 1st, 2008.

On December 16th, 2022 the Evaluating Competent Authority submitted to ECHA a copy of the assessment report containing the conclusions of the evaluation, hereafter referred to as the competent authority report (CAR). Only the parts of the CAR specific to DBNPA in PT6 was peer reviewed. The decision to not peer review the full CAR was based on the short time frame from the peer review of DBNPA in PT4 and given the fact that no new information on DBNPA and no new guidance trigger a re-evaluation of the list of endpoints; DBNPA was evaluated and peer reviewed in PT 4 in 2018, in 2019 (ED hazard identification), in 2021 (ED risk assessment), and the updated harmonised classification was entered into force in 2022. Before submitting the CAR to ECHA, the applicant was given the opportunity to provide written comments in line with Article 8(1) of Regulation (EU) No 528/2012.

In order to review the CAR and the comments received on it, consultations of technical experts from all Member States (peer review) were organised by ECHA. Revisions agreed upon were presented at the Biocidal Products Committee and its Working Groups meetings and the competent authority report (CAR) was amended accordingly.

The aim of the assessment report is to support the opinion of the Biocidal Products Committee and a decision on the approval of DBNPA for product type 6 and, should it be approved, to facilitate the authorisation of individual biocidal products. In the evaluation of applications for product authorisation, the provisions of Regulation (EU) No 528/2012 shall be applied, in particular the provisions of Chapter IV, as well as the common principles laid down in Annex VI.

For the implementation of the common principles of Annex VI, the content and conclusions of the assessment report, which is available from the website of ECHA shall be taken into account.

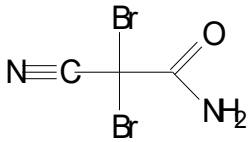
However, where conclusions of this assessment report are based on data protected under the provisions of Regulation (EU) No 528/2012, such conclusions may not be used to the benefit of another applicant, unless access to these data for that purpose has been granted to that applicant.

ASSESSMENT REPORT

Summary

1 PRESENTATION OF THE ACTIVE SUBSTANCE

1.1 IDENTITY OF THE ACTIVE SUBSTANCE

Main constituent(s)	
ISO name	2,2-Dibromo-2-cyanoacetamide (DBNPA)
IUPAC or EC name	2,2-Dibromo-2-cyanoacetamide
EC number	233-539-7
CAS number	10222-01-2
Index number in Annex VI of CLP	-
Minimum purity / content	≥ 980 g/kg
Structural formula	

Relevant impurities and additives		
IUPAC name or chemical name or EC name	Maximum concentration in % (w/w)	Index number in Annex VI of CLP
Dibromoacetonitrile (DBAN) CAS no. 3252-43-5	0.14	-

1.2 INTENDED USES AND EFFECTIVENESS

Use of the active substance

Product type	PT6
Intended use pattern(s)	

	<p>Short-term preservation of mineral slurries prior to use.</p> <p>DBNPA is used for preservation of mineral slurries prior to use in the paper mill.</p> <p>In the paper additive production plant, the DBNPA solution is automatically dosed, normally straight into the slurry storage tank. The solution is dosed under the surface of the slurry. The mineral slurry production process is a closed system, so all tanks and mixing vessels are shut. Dosing will take place as each batch of the slurry is manufactured.</p> <p>Depending on the amount of slurry being consumed in the paper product process, the slurries themselves may be used between 1 to 24 hours after dosage of DBNPA, but can be stored for longer periods, i.e. up to 7 days.</p>
Users	Industrial/professional.

Effectiveness of the active substance

Function	DBNPA is used as a short-term preservative for mineral slurries prior to use.
Organisms to be controlled	The submitted data support the approval of the active substance DBNPA against bacteria.
Limitation of efficacy including resistance	<p>It is demonstrated that DBNPA exhibits bactericidal activity in mineral slurry. The use of 50 ppm DBNPA is sufficiently effective for short-term preservation of mineral slurry for up to 7 days. It is considered that Tier 2 testing (ageing studies) are not relevant for the representative use as submitted Tier 1 testing covers the short-term preservation (≤ 7 days). For product authorisation, further studies are needed on bacteria for in-use concentrations, and conditions, as well as for uses longer than 7 days, in order to demonstrate bactericidal efficacy for other intended uses.</p> <p>No cases of the development of resistance has been reported. The development of resistance is unlikely, as DBNPA is a fast-acting biocide and hydrolyses rapidly. Therefore, microbes are not exposed over a longer time period to DBNPA to allow the development of resistance. Microbes will not come in contact with DBNPA in a natural environment.</p> <p>DBNPA has multiple reaction sites on the surfaces of microorganisms. As a result, organisms have great difficulty in developing an effective resistance mechanism because multiple reactions and reaction sites are involved.</p>
Mode of action	<p>DBNPA acts via bromine which inactivates enzymes by converting functional -SH groups to the oxidised S-S form.</p> <p>DBNPA is a fast acting biocide. The biocidal action is exerted directly after its application. DBNPA has a multi-site effect.</p>

	<p>The easy reaction of DBNPA with sulphur-containing nucleophiles common to micro-organisms such as glutathione or cysteine, is the basis of its antimicrobial mode of action. DBNPA reacts through its bromine chemistry, i.e. via bromine, which inactivates thiol-based (R-SH) amino-acids and enzymes by converting their functional -SH groups to the oxidised S-S form and forming disulfide bridges.</p> <p>This reaction irreversibly disrupts the function of cell-surface components, interrupting transport across cell membranes, and inhibiting key biological functions.</p>
--	---

1.3 CLASSIFICATION AND LABELLING

1.3.1 *Classification and labelling for the active substance*

Hazard class/ property	Proposed classification
<i>Physical hazards</i>	
Explosives	-
Flammable gases	-
Flammable aerosols	-
Oxidising gases	-
Gases under pressure	-
Flammable liquids	-
Flammable solids	-
Self-reactive substances	-
Pyrophoric liquids	-
Pyrophoric solids	-
Self-heating substances and mixtures	-
Substances which in contact with water emit flammable gases	-
Oxidising liquids	-
Oxidising solids	-
Organic peroxides	-

Hazard class/ property	Proposed classification
Corrosive to metals	-
<i>Human health hazards</i>	
Acute toxicity via oral route	Acute Tox. 3, H301
Acute toxicity via dermal route	-
Acute toxicity via inhalation route	Acute Tox 2, H330
Skin corrosion/irritation	Skin Irrit. 2, H315
Serious eye damage/eye irritation	Eye Dam. 1, H318
Respiratory sensitisation	-
Skin sensitisation	Skin Sens. 1, H317
Germ cell mutagenicity	-
Carcinogenicity	-
Reproductive toxicity	-
Specific target organ toxicity-single exposure	-
Specific target organ toxicity-repeated exposure	STOT RE 1, H372 (respiratory tract)(inhalation)
Aspiration hazard	-
<i>Environmental hazards</i>	
Hazardous to the aquatic environment	Aquatic Acute 1; H400, Aquatic Chronic 1; H410
Hazardous to the ozone layer	-

Current Classification and Labelling according to Regulation (EC) No 1272/2008 (ATP 17):

Classification		Labelling					
Hazard Class and Category	Hazard statements	Pictograms	Signal word	Hazard statements	Suppl. Hazard statements	Precautionary statements	SCLs and M-factors
Acute Tox. 3 Acute Tox 2 Skin Irrit. 2 Eye Dam. 1 Skin Sens. 1 STOT RE 1 Aquatic Acute 1 Aquatic Chronic 1	H301 H330 H315 H318 H317 H372 (respiratory tract)(inhalation) H400 H410	GHS05, GHS06, GHS08, GHS09	Danger	H301 H330 H315 H318 H317 H372(respiratory tract)(inhalation) H410	-	-	Inhalation: ATE = 0.24 mg/L (dust/mist) Oral: ATE = 118 mg/kg M = 1 (acute and chronic)

1.3.2 **Classification and labelling for the representative product(s)**

Proposed Classification and Labelling according to Regulation (EC) No 1272/2008:

The biocidal product addressed in this dossier is the same as the technical active substance as manufactured. Therefore, the same classification is proposed as for the active substance itself, please refer to section 1.3.1 above.

Packaging of the biocidal product:

Type of packaging	Size/volume of the packaging	Material of the packaging	Type and material of closure(s)	Intended user (e.g. professional, non-professional)	Compatibility of the product with the proposed packaging materials (Yes/No)
IBC drums	-	HDPE	-	Industrial	Yes

2 SUMMARY OF THE HUMAN HEALTH RISK ASSESSMENT

Summary of the assessment of effects on human health

Endpoint	Brief description
Toxicokinetics	<p>In a metabolism study in rats using DBNPA, no evidence for bioaccumulation was found as could be expected based on the hydrophilic properties of DBNPA. After oral administration DBNPA is rapidly and efficiently absorbed and excreted. The vast majority is excreted within one day (>85% of radioactivity administered), almost exclusively in the urine. This means that DBNPA is almost completely bioavailable. DBNPA is considered to be equally distributed over the blood circulation to all tissues and organs. Two metabolic pathways are present: The debromination and subsequent desamination of DBNPA lead to cyanoacetamide and cyanoacetic acid, whereas desamination and decarboxylation of the amide function result in oxalic acid. Malonic acid, dibromoacetoneitrile (DBAN) and dibromoacetamide (DBAA) were not found in rat urine although the study authors suggested the formation of these molecules. No studies have been conducted on dermal absorption and default values according to the EFSA guidance is used.</p>
Acute toxicity	<p>DBNPA was shown to be toxic upon ingestion with the LD50 in the range of 167-224 mg/kg bw (males and females) resulting in a classification as Acute toxic 3, H301. When DBNPA was administered via the dermal route, no deaths and also no systemic toxicity were observed at the limit dose of 2000 mg/kg bw. The LD50 was greater than 2000 mg/kg bw. No classification and labelling for acute dermal toxicity is required based on the result of the study. The administration of DBNPA by inhalation with respirable particles resulted in an LC50 of 0.31 and 0.24 mg/L for males and females, respectively (0.275 mg/L combined). All animals, except the low dose females, showed distinct signs of systemic toxicity, thus a classification and labelling with Acute toxic 2, H330 is proposed.</p> <p>Following the assessment of the Risk Assessment Committee (RAC) in June 2019, the agreed values were determined to be</p> <p>Oral: ATE = 118 mg/kg bw</p> <p>Inhalation: ATE = 0.24 mg/L</p>
Corrosion and irritation	<p>The compound was irritating to the skin and corrosive to the eyes of rabbits and DBNPA thus requires classification as Skin irritant cat 2, H315 and as able to produce severe Eye damage cat 1, H318.</p>
Sensitisation	<p>DBNPA showed potential for skin sensitisation (Buehler test) and thus requires classification as Skin sensitisation cat 1, H317.</p>
Repeated dose toxicity	<p>Problems with dyspnoea appeared in a short-term gavage study in rats. Oral short-term administration in dogs revealed an increase in aspartate aminotransferase (AST) in males and females given 0.15% DBNPA. However, the slight increase in AST value was not considered adverse because the value was only slightly above the historical control. There</p>

	<p>was no histopathologic correlate to the higher AST values and no elevated AST values was observed in 90-day study in dog. One male dog in the high dose group has gross observations consisting of mucus and hemorrhage in the lumen of the colon. The same animal had histopathologic findings of very slight multifocal erosions on the tips of the villi of the jejunum, and multifocal slight hemorrhage at the sites of villous erosions.</p> <p>When DBNPA was administered to dogs in a 90 day-study, the relative and absolute thyroid weight was increased in the mid and high dose males and females (10.7-18.3 mg/kg bw/d). Minor effects in thyroids were seen as very slight increase of colloid in dogs administered 10.7-18.3 mg/kg bw/d. When administered to rats via drinking water for 90-days DBNPA increased the body weight of female rats with 7-8% in the 100 ppm pH 8 group (15.9 mg/kg bw/day). These effects were however not considered treatment related. In the 90-day feeding study, a severe weight loss was observed. However, females in the 100 mg dose group showed significantly increased weight from day 37 and onwards. Weight gain means were 14-24% increased over controls. These effects were however not dose-response related. The increased weight was, at least in part, due to a corresponding increased feed intake.</p> <p>In the dermal 90-day study in rats no signs of systemic toxicity were observed. The only treatment related effects were local, dermal effects consistent with irritation.</p> <p>In the process of adopting the opinion of the Risk Assessment Committee (RAC) in 2019, a 2-week inhalation study in the rat was submitted during the public consultation, which was not part of the BPR dossier. Based on this study, the RAC concluded in June 2019 it appropriate to classify DBNPA as STOT RE 1; H372 (respiratory tract) (inhalation) based on multifocal fibrosis and/or necrosis in the larynx and the lung at 5.4 mg/m³ observed in the study.</p>
Genotoxicity	No indication for mutagenic potential was found in vitro or in vivo.
Carcinogenicity	No treatment-related increase in neoplasms was observed in either male or female rats at any dose level in the chronic/carcinogenicity study, indicating that DBNPA did not have an oncogenic potential. Based on treatment-related hyperplasia of the thyroid follicular cells in males given 20 or 150 mg/kg/day, the no-observed-effect level (NOEL) for males was 3 mg/kg/day (actual dose of 1.431 mg/kg/day). Females given 150 mg/kg/day had treatment-related lower body weights and feed consumption, and histopathologic thyroid and liver effects.
Reproductive toxicity	In the rabbit developmental study DBNPA produced minor skeletal effects in fetuses. The foetal effects are not considered treatment related as no dose-response relationship is found for the effects. The effects are furthermore seen at maternally toxic doses. A developmental toxicity study in rats showed no malformations in pups and no statistical significant variations. . In the two-generation rat reproductive study, no toxicity to reproduction was found.
Neurotoxicity	In the one year chronic neurotoxicity study that was conducted as part of the two-year chronic toxicity/oncogenicity study a significant decrease

	in male body weights and a slight decrease in hindlimb grip performance in males and females of the high-dose group was observed. The chronic dietary no-observed-effect level (NOEL) for DBNPA neurotoxicity in F344/DuCrI rats was 20 mg/kg/day (actual dose of approximately 9.6 mg/kg/day).
Immunotoxicity	No tests have been conducted on this endpoint, which is considered acceptable.
Disruption of the endocrine system	When DBNPA was administered to dogs in a 90 day-study, the relative and absolute thyroid weight was increased in the mid- and high-dose males and females (10.7-18.3 mg/kg bw/d). When DBNPA was administered to rats in a 2 year study, treatment-related hyperplasia of the thyroid follicular cells in males dosed 20 or 150 mg/kg/day and females dosed 150 mg/kg/day was seen. An assessment of the endocrine disrupting properties was conducted according to the scientific criteria set out in Regulation (EU) 2017/2100. The observed thyroid mediated adverse effects suggested generation of new information as none of the dossier studies measured endocrine activity of the thyroid gland. Bromide was suggested to be the cause of the adverse effects as bromide is a well-known inhibitor of iodide uptake in the thyroid gland via the sodium/iodide symporter, and DBNPA debrominates as part of its metabolic pathway. A systematic literature search was conducted on bromide's effects on the thyroid, and it was confirmed, that findings seen for DBNPA in the dossier studies are also seen in the published literature on bromide's effects on the thyroid in the rat, guppy and medaka. Further, a link between the hyperplasia in the thyroid and a decrease in thyroid hormone serum levels was found in the rat. Human relevance could not be disregarded due to lack of studies conducted on sensitive subpopulations, i.e. there was no studies on pre- and postnatal exposure to bromide in humans. A study on bromide in rats showed that effects on thyroid hormone levels seen in rat dams was enhanced in their pups in a dose-dependent manner. Subsequently, a biologically plausible link between the adverse effects seen on the thyroid and the endocrine activity of bromide was established. Based on the same assessment of the thyroid disrupting properties effects on non-target populations could not be disregarded. Effects were seen interspecies (medaka, guppy, rat) and no studies displayed evidence that the effects not relevant on population level. with biological plausibility and an AOP (AOPwiki 176) that shows that the mode of action is relevant for amphibian metamorphosis. Consequently, DBNPA fulfils criterion (d) of Article 5(1) for human health and criterion (e) of Article 10(1) for the environment due to its thyroid-disturbing potential in humans and non-target animals. A data gap was identified for the evaluation of the EAS modalities, but considering DBNPA already meets criterion (d) of Article 5(1), the data was waived.
Other effects	-

Reference values

	Study	NOAEL	Overall assessment factor	Value
AEL _{short-term}	Subacute 28d dog study	3.5 mg/kg bw/day	25	0.14 mg/kg bw/day
AEL _{medium-term}	Subchronic 90 d dog study	5.9 mg/kg bw/day	100	0.059 mg/kg bw/day
AEL _{long-term}	Chronic 2 year rat toxicity/carcinogenicity study	1.4 mg/kg bw/day	100	0.014 mg/kg bw/day
ADI	Chronic 2 year rat toxicity/carcinogenicity study	1.4 mg/kg bw/day	100	0.014 mg/kg bw/day
ARfD	Subacute 28d dog study	3.5 mg/kg bw/day	25	0.14 mg/kg bw/day

Risk characterisation

Summary table: scenarios			
Scenario number	Scenario (e.g. mixing/loading)	Primary or secondary exposure Brief description of scenario	Exposed group (e.g. professionals, non-professionals, bystanders)
1.	Formulation	Primary exposure during formulation of 20 % dilution	Industrial workers
2.	Loading	Primary exposure during connecting/disconnecting of the IPC to automatic dosing system	Industrial workers, professionals
3.	Application	Secondary exposure to bystanders during automated application of mineral slurry to paper	Bystanders, professionals
4.	Food packaging	Secondary exposure to relevant metabolite bromide via contact to paper used for food packaging	General public

Primary exposure

Systemic exposure

Systemic exposure to DBNPA

Scenario, Tier, PPE	Relevant reference value	Estimated uptake mg/kg bw/d	Estimated uptake/reference value (%)	Acceptable (yes/no)
1. Tier 1 (No PPE)	AELmedium term = 0.059 mg/kg bw/day	5.1083	8658.2	No
1. Tier 2 (Gloves, double coveralls, RPE 40)	AELmedium term = 0.059 mg/kg bw/day	0.0515	87.2	Yes
2. Tier 1 (No PPE)	AELmedium term = 0.059 mg/kg bw/day	0.008319	14.1	Yes
2. Tier 2 (Coated coveralls, gloves, RPE APF 10)	AELmedium term = 0.059 mg/kg bw/day	0.000832	1.4	Yes
2. Tier 3 (Gloves, impermeable coveralls, air monitoring data)	AELmedium term = 0.059 mg/kg bw/day	0.000769	1.3	Yes

Systemic exposure to the metabolite bromide

Scenario, Tier, PPE	Relevant reference value	Estimated uptake mg/kg bw/d	Estimated uptake/reference value (%)	Acceptable* (yes/no)
1. Tier 1 (no PPE)	UK 1997 Total diet study, ADI = 0.06 EFSA 2019 report lower bound approached ADI = 0.012 middle bound approach 0.075 Higher bound approach ADI = 0.145	3.38735	5645.6 28228 4516.5 2336.1	No
1. Tier 2 (Impermeable coveralls, gloves, RPE APF 40)	UK 1997 Total diet study, ADI = 0.06 EFSA 2019 report lower bound approached ADI = 0.012 middle bound approach 0.075 Higher bound approach ADI = 0.145	0.03412	56.9 284.4 45.5 23.5	Yes
2. Tier 1 (no PPE)	UK 1997 Total diet study, ADI = 0.06 EFSA 2019 report lower bound approached ADI = 0.012 middle bound approach 0.075 Higher bound approach ADI = 0.145	0.00552	15.7 46.0 7.4 3.8	Yes
2. Tier 2 (Coated coveralls, gloves, RPE APF 10)	UK 1997 Total diet study, ADI = 0.06 EFSA 2019 report lower bound approached ADI = 0.012 middle bound approach 0.075 Higher bound approach ADI = 0.145	0.00055	1.6 4.6 0.7 0.9	Yes

2. Tier 3 (Gloves, impermeable coveralls, air monitoring data)	UK 1997 Total diet study, ADI = 0.06	0.00051	0.9	Yes
	EFSA 2019 report lower bound approached ADI = 0.012 middle bound approach 0.075 Higher bound approach ADI = 0.145		4.3 0.7 0.4	

* Acceptability criteria are not based on potential risk of effects, but from level of exposure against other sources (the different reference values presented).

Local exposure

DBNPA technical is proposed to be classified as Skin Sens. 1; H317, Skin Irrit. 2; H315, Eye Dam. 1; H318 and STOT RE 1; H372 (respiratory tract)(inhalation). Due to the local effects of DBNPA technical a qualitative assessment was performed. The product is only intended for industrial use, where it is expected that workers wear the required PPE. Dermal exposure of workers to DBNPA is limited by required PPE including chemically resistant gloves and clothing. Additionally, the likelihood of exposure to DBNPA or its final in-use solution is considered negligible given the nature of the mixing and application task.

Secondary exposure

The industrial in-can preservation during manufacturing of mineral slurries is considered to represent no relevant routes for secondary exposure to DBNPA, as DBNPA will have degraded prior to the use of the mineral slurries in the paper/pulp mills. Bromide is a relevant degradation product of DBNPA. Secondary exposure to bromide from use of paper treated with mineral slurry is therefore considered relevant to assess.

Scenario, Tier, PPE	Relevant reference value	Estimated uptake mg/kg bw/d	Estimated uptake/reference value (%)	Acceptable* (yes/no)
3.	AELmedium term = 0.059 mg/kg bw/day	Negligible	-	Yes
4. Tier 1 (no PPE)	UK 1997 Total diet study, ADI = 0.06	0.00066	1.1	Yes
4. Tier 1 (no PPE)	EFSA 2019 report lower bound approached ADI = 0.012 middle bound approach 0.075 Higher bound approach ADI = 0.145	0.00066	0.5-5.5	Yes

* Acceptability criteria are not based on potential risk of effects, but from level of exposure against other sources

3 CONCLUSION ON THE HUMAN HEALTH RISK ASSESSMENT

Primary exposure

Systemic exposure

Formulation

Application

DBNPA is used for short-term preservation of mineral slurries during manufacturing, transport, and/or storage. During this use only connecting and disconnecting the IBC to the automatic dosing system is relevant which is performed by the industrial and/or professional user. Exposure to DBNPA and its relevant metabolite bromide is considered acceptable even though PPE/RPE are not worn. For the metabolite bromide, the acceptability of exposure is based on the level of exposure being within the normal variation of exposure to bromide through other sources.

Local exposure

DBNPA is classified for local effects (Skin Sens. 1; H317, Skin irritant 2; H315, Eye Dam 1; H318 and STOT RE 1, H372 (respiratory tract)(inhalation)). No unacceptable risk for local exposure was identified, when considering that exposure of workers to DBNPA is limited by required PPE. These PPE include: chemically resistant gloves and clothing as well as respiratory protection.

Secondary exposure

Exposure to bystanders during paper manufacture

The industrial in-can preservation during manufacturing of mineral slurries is considered to represent no relevant routes for secondary exposure to DBNPA.

Exposure via food packaging

An assessment of the secondary exposure to DBNPA-derived bromide in the finished paper via food contact use is considered relevant, as exposure to the general public through contact with paper treated with DBNPA can occur.

The worst case exposure to DBNPA-derived bromide through paper coated with mineral slurry, that has been short-term preserved with DBNPA is only a fraction of what the general public is already exposed to from other sources. This level of exposure is within the normal variation of exposure to bromide. The risk is therefore considered acceptable from use of DBNPA as a short-term preservative of mineral slurries for use in papers in product type 6.

4 SUMMARY OF THE ENVIRONMENTAL RISK ASSESSMENT

4.1 Hazard identification and effects assessment

PNEC_{aquatic}

The toxicity of DBNPA to aquatic organisms is well-documented by acute and long-term studies. NOECs are presented in the following which are used for the derivation of PNEC_{aquatic}. Long-term toxicity NOECs for DBNPA are available for three species (fish, *Daphnia* and algae) representing three trophic levels:

- Fish (*Rainbow trout, Salmo gairdneri*) NOEC (85 d) = 0.47 mg DBNPA/L
- Aquatic invertebrate (*Daphnia magna*) NOEC (21 d) = 0.06 mg DBNPA/L
- Algae (*Scenedesmus subspicatus*) NOEC (72 h) = 0.36 mg DBNPA/L.

The lowest NOEC value (*Daphnia magna*) of 0.06 mg DBNPA/L is considered for the PNEC calculation; an assessment factor of 10 is applied since long-term NOECs are available from all three trophic levels:

$$\begin{aligned} \text{PNEC}_{\text{aquatic}} &= 0.06 \text{ mg DBNPA/L} / 10 \\ &= 0.006 \text{ mg DBNPA/L} \\ &= 6 \text{ } \mu\text{g DBNPA/L} \end{aligned}$$

The **PNEC_{aquatic}** was calculated to be **6 $\mu\text{g DBNPA/L}$** .

PNEC_{sediment}

There is no tests available with sediment-dwelling organisms. Therefore, the PNEC_{sediment} was calculated for freshwater sediment on the basis of the PNEC_{aquatic}, using the equilibrium partitioning method:

By using the given values in the formula ' $\text{PNEC}_{\text{sediment}} = (K_{\text{susp-water}}/\text{RHO}_{\text{susp}}) \times \text{PNEC}_{\text{aquatic}} \times 1000$ ', a **PNEC_{sediment}** of 0.0082 mg/kg wwt = **8.2 $\mu\text{g/kg wwt}$ (37.72 $\mu\text{g/kg dwt}$)** was calculated for DBNPA.

PNEC_{STP}

There is one activated sludge respiration inhibition test available for PNEC calculation. An EC₅₀ of microorganisms of 4.6 mg DBNPA/L is determined by the test, an assessment factor of 100 was applied to calculate the PNEC_{STP}.

$$\begin{aligned} \text{PNEC}_{\text{STP}} &= 4.6 \text{ mg DBNPA/L} / 100 \\ &= 0.046 \text{ mg DBNPA/L} \\ &= 46 \text{ } \mu\text{g DBNPA/L} \end{aligned}$$

The **PNEC_{STP}** was calculated to be **46 $\mu\text{g DBNPA/L}$** .

PNEC_{soil}

For the effect assessment of the soil, compartment tests are available for two trophic levels (earthworms and plants):

- Earthworms (*Eisenia fetida*):

LC₅₀ (14 days) = 216 mg DBNPA/kg soil (dry weight).

- Terrestrial plants (*Lactuca sativa*):

EC₅₀ (21 days) = 57.02 mg DBNPA/kg soil (dry weight).

The lowest result was obtained in the study with plants. A PNEC_{soil} was calculated on basis of the EC₅₀ from the study with plants using an assessment factor of 1000.

PNEC_{soil} (initial value) = 57.02 mg DBNPA/kg dry weight soil/1000

= 0.05702 mg DBNPA/kg dry weight soil

= 57.02 µg DBNPA/kg dry weight soil

The **PNEC_{soil} value for DBNPA of 50.46 µg/kg wet weight soil** is calculated taking into account a conversion factor for soil concentration wet-dry weight soil of 1.13.

PNEC values for degradation products

The hazard characterisation of several metabolites is presented below. DBNPA rapidly degrades via the nucleophilic degradation route to CAM and subsequently CAA. Robust QSAR predictions as well as the eco-toxicity testing support that CAM has a significantly lower toxicity to aquatic species compared to DBNPA. CAA is a subsequent product of degradation with a low molecular weight, a high polarity, thus is predicted to have an even lower toxicity to aquatic species. QSAR prediction with the neutral organic-acids support that CAA acute effects are greater than 1000 mg/L.

The weight of evidence of the hazard data available supports that metabolites have a reduced environmental hazard compared to DBNPA.

The following table provides an overview on the available aquatic eco-toxicity studies on relevant degradation products:

Degradation product	Relevant Degradation Pathway	Method of determination	LC50 Fish (mg/L)	EC50 Aq. Invertebrate (mg/L)	E _r C50 Algae (mg/L)
2,2-Dibromo-3-nitrilopropionamide (DBNPA)	-	QSAR (ECOSAR Haloanitriles)	1.57	0.81	0.08
		Experimental	3.4 (RI = 1) 2.3 (RI = 3) 2.3 (RI = 3) 1,8 (RI = 3)	0.72 (RI = 1)* 0.17 (RI = 3)* 0.6 (RI = 3)	2.3 (RI = 2) E _b C50 = 0.28 (RI = 3)
Dibromoacetoneitrile (DBAN)	1	QSAR (ECOSAR Halonitriles)	1.58	-	0.07^a
		Experimental	0.55 (RI = 3)	0.2 (RI = 2)	0.167 (RI = 3)
Dibromoacetamide (DBAM)	1	QSAR (ECOSAR Haloacetamides)	75	113	1.3^b
		Experimental	69 (RI = 3)	-	-
Dibromoacetic acid (DBAA)	1	QSAR (ECOSAR Halo Acids)	2,820	-	0.05
		Experimental	1,000 – 1,800 (proposed RI = 3)	> 100 (RI = 1)	48 (RI = 2)
Monobromonitrilopropionamide (MBNPA)	2	QSAR (ECOSAR Haloanitriles)	1.74	0.77	0.07^a
		Experimental	3.4 (RI = 3)	-	-
Cyanoacetamide (CAM)	2	QSAR (ECOSAR Amides) (Toolbox)	1510 3003 1000	12752 19100	50.8 1350 200

		DK QSAR Database ^d			
		Experimental	1,800 (RI = 3)	12,000 (RI = 3)	-
Dibromomalon amide (DBMAL)	1	QSAR (ECOSAR Haloacetamides)	62.6	101	0.9
		Experimental	51.46 (RI = 1)	20.8 (RI = 1)	10.4 (RI = 1)

*marine species. Bold QSAR values are accompanied by full QMRF and QPRF reports.

Note:

- a. QSAR prediction for 96 hr algae growth inhibition for substance class Halonitriles is based on one substance, which is DBNPA. These predictions are therefore considered as low reliability.
- b. QSAR prediction for 96 hr algae growth inhibition for substance class Haloacetamides includes only herbicides from the class of the chloroacetanilides. Beyond the differences in structures, these substances have specific mode of action on algae, which is not expected for DBAM, DBAA, and DBMAL. These predictions are therefore considered as low reliability.
- c. Please note that experimental studies with a RI = 3 are only regarded as supplementary information and no study summaries have been provided.
- d. Please note that only the lowest value (rounded value) which are within the domain is indicated.

CAM:

DBNPA biodegrades rapidly via the nucleophilic pathway to CAM. The acute toxicity was assessed in laboratory and QSAR studies. The experimental data was evaluated as invalid. QSAR predictions with the QSAR tool box, ECOSAR and the Danish QSAR Database support the low toxicity of CAM to fish, invertebrate and algae. Acute aquatic toxicity studies/QSAR estimations clearly show that CAM has a significantly lower toxicity to aquatic organisms, compared to DBNPA. As CAM poses a significantly lower hazard to aquatic organisms than the active substance it is not considered as an ecotoxicologically relevant metabolite; however for the risk assessment a LC50 value of 1000 mg/L is used for fish; a EC50 value of 13000 mg/L for invertebrate and a EC50 value of 200 mg/L for algae.

The **PNEC_{aquatic}** was calculated to be **0.2 mg CAM/L**.

PNEC_{sediment} = **0.185 mg/kg wwt** (based on equilibrium partitioning).

PNEC_{soil} = **0.0463 mg/kg wwt** (based on equilibrium partitioning)

Summary table on calculated PNEC values for DBNPA	
Compartment	PNEC
Surface water	0.006 mg/l
Sediment	0.0082 mg/kg _{wwt}
STP	0.046 mg/l

Summary table on calculated PNEC values for DBNPA	
Soil	0.05046 mg /kg _{wwt}

All metabolites have a comparable or a reduced environmental hazard compared to DBNPA and therefore the Risk Assessment (RA) for DBNPA also covers the metabolites. For PT 6 DBNPA rapidly degrades via the nucleophilic degradation route to CAM and a RA for CAM has therefore been made for completeness.

Summary table on calculated PNEC values for CAM	
Compartment	PNEC
Surface water	0.2 mg/l
Sediment	0.185 mg/kg _{wwt}
STP	<< 0.046 mg/l
Soil	0.046 mg/kg _{wwt}

4.2 Exposure assessment and risk characterisation

The following environmental exposure of DBNPA is attributed to PT 6:

Short-term preservation of mineral slurry prior to use in the paper mill

The mixing and loading process takes place in completely closed systems. Thus, the environmental exposure during mixing and loading is considered to be negligible compared to the actual application of the DBNPA-preserved product.

The main emission of DBNPA occurs during application. The concentration of DBNPA in the mineral slurry (50 ppm) is based upon efficacy data. Indirect exposure through the STP is assessed, according to the ESD.

According to the ESD, "for in-can preservatives the substance is not designed for fixation onto the fibres and it can be assumed that no specific fixation occurs". Furthermore, DBNPA is rapidly degraded in the mineral slurry and will not be present in the paper being recycled. CAM is readily biodegradable and also would not be present in the paper. Conclusively, it is not necessary to assess recycling of the paper.

Tier 0: ESD for PT6 (ECHA, 2019) without considerations of degradation in the sewer system.

Tier 1: ESD for PT6 (ECHA, 2019) taking into consideration the degradation in the sewer system.

It could be shown that DBNPA decomposes rapidly in contact with nucleophilic substances or in the presence of high contents of organic substance. The half-life of DBNPA in sewage was estimated to 10 minutes (at 20°C, recalculated to 19 minutes at 12°C).

Summary table on compartments exposed and assessed		
Compartment	Exposed (Y/N)	Assessed (Y/N)
STP	Y	Y
Surface water/sediment	Y	Y
Soil	Y	Y
Groundwater	Y	Y
Air	Y	Y

Summary table on relevant metabolites		
Metabolite/transformation- or reaction product	Compartment	% Active Substance
Cyanoacetamide (CAM)	Sewer system, STP, Surface water, sediment, soil and ground water	100% worst case
Bromide	Surface water	100 % worst case

ESD for PT 6 - release from "broke" to waste water (ECHA, 2019)

Tier 0

DBNPA is used for short-term preservation of mineral slurries prior to use in the paper mill. Emissions estimated based on the amount of DBNPA (50 ppm) supported by the efficacy data submitted.

The calculations were made using the ECHA spreadsheet for PT 6 and EUSES version 2.2. Three different paper types have been calculated (due to difference in amount of paper produced and amount of additive used in the production), and only the worst-case (newsprint) is presented below.

Tier 0 does not take degradation of DBNPA in the sewer system into consideration.

Input parameters for calculating the local emission			
Input	Value	Unit	Remarks
Scenario: release from "broke" to waste water			
Quantity of coated paper produced per day	449	$t \cdot d^{-1}$	
Quantity of additives applied per tonne of paper	79	$kg \cdot t^{-1}$	33 days for food vessels (based on one release per week, each 4 kg)
Concentration of active substance in the additive	50	$mg \cdot kg^{-1}$	
Degree of closure to the water system	0.75	-	Default

Fraction of coated broke produced compared to overall production	1	-	Default
Fixation rate	0	-	Default

As an absolute worst case situation it is assumed that a 100% transformation of the DBNPA based on the emission to the facility drain to CAM. Degradation of CAM in the STP is assumed; based on CAM being readily biodegradable.

The PT6 guidance proposes a flow in the STP of 5000 m³/day instead of the default 2000 m³/day due to the water consumption in a paper mill.

Application	E _{local water} (kg/day)
PT 6 Mineral slurries in-can preservation	
DBNPA (tier 0)	0.443
CAM (tier 0)	0.155
DBNPA-derived bromide	0.294

Tier 1

Degradation in the sewer system:

Most of the DBNPA entering the sewer system will react with the microbial biomass and nucleophiles present in the facility drain, thereby entering the "nucleophilic" degradation pathway.

It could be shown that DBNPA decomposes rapidly in contact with nucleophilic substances or in the presence of high contents of organic substance. The load of organic substances and other trace substances in raw sewage in the facility drain or in waste water collecting tanks is very high. Degradation of DBNPA in the raw sewage is likely to occur and was therefore considered in the emission estimation. The half-life of DBNPA in sewage was estimated to 10 minutes (at 25°C, recalculated to 19 minutes at 12°C).

A sewer residence time of 1 h, proposed as default value in the ESD for PT5, was used for the calculation. The value of 1 hour is based upon an average distance of 4.5 km from the point of release to the STP and an estimated flow rate of 1.5 km in 20 minutes in the municipal canal sewer system.

In case of an on-site STP, retention may be significantly shorter as the installation is located neighbouring the plant. However, as it is assumed that even in this case the waste water will after the on-site STP be released to a municipal STP. Therefore, the emission estimation is worst case.

The degradation of DBNPA in the sewer system was calculated, assuming first order kinetic, using the following equation:

Calculation:	EMISSION to the WWTP
$M_{t1} = M_{t0} * EXP(-k * t1)$ <p> M_{t1} = total amount of substance present at time 1 [kg] M_{t0} = total amount of substance at time 0 [kg] (0.089) kg/d for newsprint k = rate constant ($k = 2.19 \text{ h}^{-1}$, calculated from the DT_{50} at 12°C: $\ln 2/DT_{50}$) t_1 = time [h] (= 1 h) </p>	<p>Short term preservation of mineral slurry:</p> <p>DBNPA emission to STP following degradation in the sewer system for newsprint: 0.05 kg/d</p>

The amount of DBNPA that is theoretically emitted to the STP after one hour residence time in the sewer system was calculated and these values were used as input parameters for the exposure assessment, i.e. for the calculation of the DBNPA influent concentration in the STP.

Tier 1 takes into consideration the ready biodegradability of DBNPA and CAM in the facility drain, and therefore uses a 100 % transformation of DBNPA to CAM in the influent to the STP. Degradation of CAM in the STP is assumed; based on CAM being readily biodegradable.

Application	Elocal_{water} (kg/day)
PT 6 Mineral slurries in-can preservation	
DBNPA (tier 1)	4.96E-02
CAM (tier 1)	1.73E-02

Overall summary of the emission estimation

In the following table, the local emission to the STP as calculated for PT6 is summarised.

Table 8.3 - 02: Overview on amount of DBNPA released per use (local emission)

Application	Clocalinfluent (mg/L)
PT 6_Mineral slurries in-can preservation	
DBNPA (tier 0)	8.87E-02
DBNPA (tier 1)	9.92E-03
CAM (tier 0)	3.09E-02
CAM (tier 1)	3.46E-03
DBNPA-derived bromide	5.88E-02

The environmental exposure assessment was conducted based on fate and distribution properties of the active substance, as determined in several laboratory studies. EUSES

version 2.2 (European Union System for the Evaluation of Substances), which follows the calculation patterns described in the Guidance for BPR: Volume IV, Part B+C, were used to calculate the distribution in the environment and the predicted environmental concentrations (PECs) for sewage treatment plants, surface water, sediment, soil, groundwater and air. Distribution in the STP was calculated by SimpleTreat 4.0, which is implemented in EUSES.

PEC values for DBNPA

Summary table on calculated PEC values								
	PEC_{STP}	PEC_{water}	PEC_{sed}	PEC_{seawater}	PEC_{seased}	PEC_{soil}	PEC_{GW}	PEC_{air}
	[mg/l]	[mg/l]	[mg/kg _{wwt}]	[mg/l]	[mg/kg _{wwt}]	[mg/kg _{wwt}]	[µg/l]	[mg/m ³]
Tier 0								
No degradation in sewer system	2.86E-03	2.86E-04	3.94E-04	-	-	4.59E-05	1.28E-02	2.03E-07
Tier 1								
Including degradation in sewer system	3.21E-04	3.21E-05	4.41E-05	-	-	1.29E-05	3.62E-03	-

PEC values for CAM

Summary table on calculated PEC values								
	PEC _{STP}	PEC _{water}	PEC _{sed}	PEC _{seawater}	PEC _{seased}	PEC _{soil}	PEC _{GW}	PEC _{air}
	[mg/l]	[mg/l]	[mg/kg _{wwt}]	[mg/l]	[mg/kg _{wwt}]	[mg/kg _{wwt}]	[µg/l]	[mg/m ³]
Tier 0								
Based on 100% transformation of DBNPA released to the facility drain to CAM. No degradation in sewer system.	2.48E-03	2.48E-04	2.42E-04	-	-	1.30E-05	7.85E-03	8.59E-12
Tier 1								
Based on 100% transformation of DBNPA to CAM in the influent of the STP Including degradation in sewer system.	2.77E-04	2.77E-05	2.71E-05	-	-	1.45E-06	8.79E-04	-

PEC value for DBNPA-derived bromide

Summary table on calculated PEC values	
	PEC _{water}
	[mg/l]
DBNPA-derived bromide	5.88E-03

Risk characterization for DBNPA

Summary table on calculated PEC/PNEC values						
	PEC/PNEC	PEC/PNEC	PEC/PNEC	PEC/PNEC	PEC/PNEC	PEC/PNEC
	STP	Water	Sediment	Seawater	Seasediment	soil
Tier 0						
No degradation in sewer system	6.23E-02	4.77E-02	4.81E-02	-	-	9.10E-04
Tier 1						
Including degradation in sewer system	6.97E-03	5.34E-03	5.38E-03	-	-	2.56E-04

Risk characterization for CAM.

Summary table on calculated PEC values						
	PEC/PNEC	PEC/PNEC	PEC/PNEC	PEC/PNEC	PEC/PNEC	PEC/PNEC
	STP	Water	Sediment	Seawater	Seasediment	Soil
Tier 0						
Based on 100% transformation of DBNPA released to the facility drain to CAM. No degradation in sewer system.	-	1.24E-03	1.31E-03	-	-	2.83E-04
Tier 1						
Based on 100% transformation of DBNPA to CAM in the influent of the STP Including degradation in sewer system.	-	1.39E-04	1.46E-04	-	-	3.15E-04

Risk characterisation for DBNPA-derived bromide

The exposure of DBNPA-derived bromide from the proposed PT6 use results in a concentration in the surface waters, which can be considered within the natural variation. The concentration of 5.88E-03 mg/L is well below the highest concentrations of bromide in the environment (0.5 mg with extremes up to 1 mg/L).

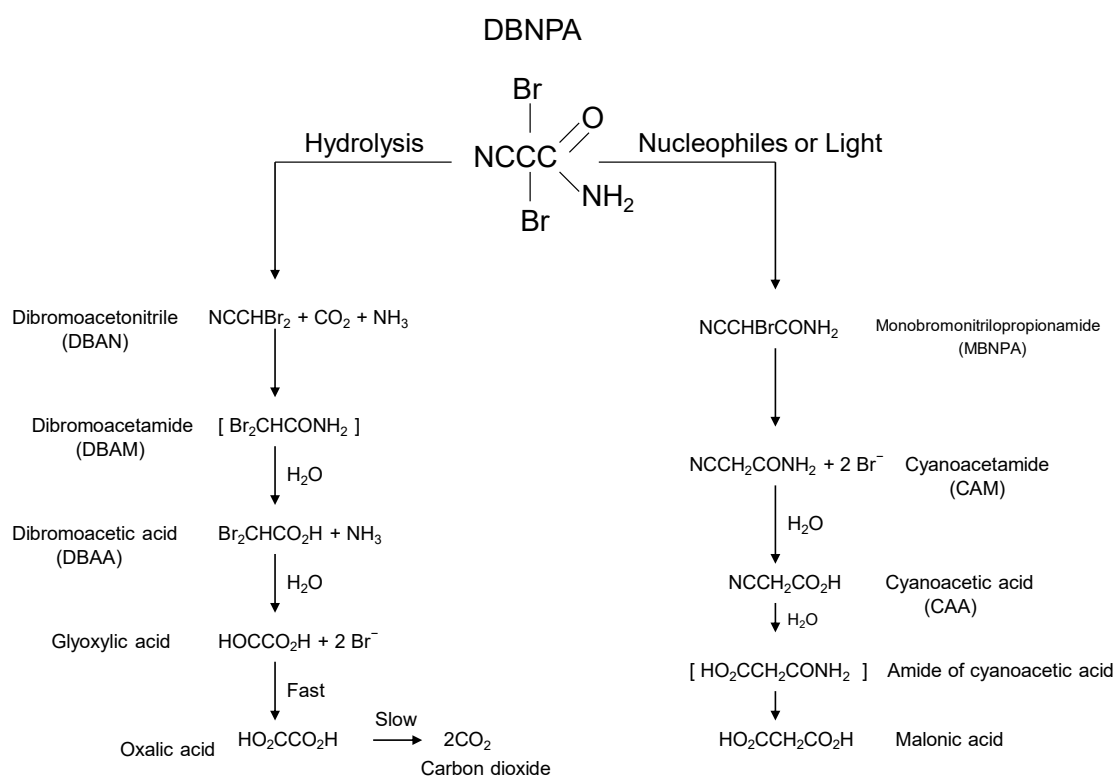
4.3 Fate and distribution in the environment

Degradation in the environment:

According to its chemical properties, DBNPA can be degraded via two pathways:

Pathway 1 (Hydrolysis): DBNPA, DBAN, DBAM, DBAA, Glyoxylic acid, Oxalic acid, Carbon dioxide

Pathway 2 (Nucleophilic Reaction): DBNPA, MBNPA, CAM, CAA, Malonic acid



Pathway 1 (left side) is the hydrolysis pathway and pathway 2 (right side) becomes relevant when DBNPA comes in contact with sulphur containing reducing species ("nucleophiles"), light or organic material (e.g., proteins, bacteria, humus/fulvic acids, etc.) which possess nucleophilic functional groups. It is the pathway 2 (right site) which is relevant in PT 6.

Biodegradation:

Based on the results of the two ready biodegradability tests of DBNPA according to OECD guideline 301B it has to be concluded that DBNPA is not readily biodegradable even

though a rapid degradation of DBNPA is observed in biodegradation studies in activated sludge, water and sediment.

The results of the activated sludge die away test show a fast biodegradability of DBNPA under a real life situation. DBNPA seems to degrade immediately as no DBNPA was found at the first sample collection at 1 minute; however, 26.4% of the radioactivity was in the non-extractable fraction at time 0. Due to general measurement uncertainties and lack of information of e.g. LOD and LOQ, a conservative assumption was made by RMS that the DT₅₀ for primary degradation of DBNPA is 10 minutes at 20°C. DBNPA was transformed to an unknown metabolite. For the unknown metabolite of DBNPA, the DT₅₀ was calculated to be 9.9 hours. Based on the retention time of 2.6 min (HPLC) it is expected that the metabolite will be similar to one of the smaller acids or amides (CAM = 3.15 and CAA = 3.10). The results of this test, i.e. the DT₅₀ for primary degradation of DBNPA (19 min at 12°C and 15 min at 15°C), are used in the environmental risk assessment as disappearance rate for DBNPA in the STP.

QSAR and results from the literature used as a in a weight of evidence approach indicate that CAM is readily biodegradable. This was confirmed by a ready biodegradability study (OECD TG 301F), submitted for the PT6 approval.

Dibromoacetic acid (DBAA) is a metabolite of DBNPA of the abiotic hydrolytic degradation in the absence of organic material and sulphur containing reducing species. It was concluded that Dibromoacetic acid can be considered as exhibiting inherent biodegradability

DBAN, also a metabolite of the abiotic hydrolytic degradation is readily biodegradable, but failing 10-d window (according to Guidance for BPC: Volume IV).

Abiotic degradation:

Considering the hydrolytic stability of DBNPA determined under environmental pH and temperature conditions, it is expected that hydrolytic processes may contribute to the degradation of DBNPA in the environment in some cases; however not in PT6 where the nucleophile pathway is most relevant. The following Half-Lives for DBNPA can be used in a Risk Assessment.

For DBNPA:

At pH 4: 578 hours at 50 °C, recalculated to 12 °C 12079 hours.

At pH 7: 65 hours at 25 °C, recalculated to 12 °C 183 hours.

At pH 9: 5.2 hours at 13 °C, recalculated to 12 °C 5.6 hours.

Due to lack of UV absorbance in the sunlight region DBNPA is not degradable by direct photodegradation in water; however there are some indications that indirect photolysis can take place. However, photolysis of DBNPA may be only relevant for direct discharges to surface water, but such discharges do not occur in PT6. DBNPA is not disposed of directly to water as the effluents are either sent to a sewage treatment plant or deactivated. There is therefore no direct emission to surface water. Furthermore, the DBNPA is not persistent to other degradation processes (e.g. biodegradation and hydrolysis) which indicates that the rate of indirect aqueous photolysis is of minor importance in the fate process for this substance.

Photodegradation in air

Half-life of 8.022 days (24 hour day, 5×10^5 OH radicals/cm²). It should be noted that a DT₅₀ of 2 days is a widely accepted trigger for long-range transport potential. However, considering the fact that DBNPA is only slightly volatile for both its pure form (vapour

pressure = 1.19×10^{-3} Pa at 19.2 °C), and from aqueous solution (estimated Henry's Law Constant = 2.04×10^{-5} Pa m³ mol⁻¹ at pH 7 and 20 °C) a significant exposure to air by the use of DBNPA does not seem likely.

Degradation of DBNPA in surface water

A DT₅₀ value of 2 hours for the degradation of DBNPA in surface waters at 25°C corresponding to 5.7 hours at 12°C will be used in the Risk Assessment.

Fate and behaviour in soil

A DT_{50 soil} of 4 - 25 hours (primary degradation) at pH 4.8 - 7.5 and at room temperature. A DT₅₀ of 0.566 days (13.58 hours) is calculated (worst-case, n = 3) at 20 °C, corresponding to 1.2 days (28.84 hours) at 12°C. A DT_{50soil} value of 1.2 days at 12°C was used for the risk assessment.

A DT50 of CAM in soil of 1.39 days at 20 °C (2.95 at at 12 °C) was determined, and used for the risk assessment.

Volatilisation from water.

The Henry's law constant of DBNPA, calculated on the basis of the vapour pressure and the water solubility, is 2.04×10^{-5} Pa m³ mol⁻¹ at pH 7 and 20°C. Hence, volatilisation of DBNPA from surface waters is expected to be negligible.

Adsorption onto/desorption from soils.

The mean adsorption coefficient was calculated as $K_{ads oc F} = 236.9$ L/kg based on an adsorption /desorption screening test. Although using the experimentally determined K_{oc} rather than QSAR estimated value is preferable, it should be taken into account that this value does not correspond to DBNPA alone but also to the sum of its degradation products. No specific analytical determination of DBNPA was carried out in the assay, but the concentration was determined via scintillation counting and combustion, therefore does not allow differentiating between DBNPA and any degradation products formed. Accordingly, it has been chosen to use the QSAR K_{oc} of 27.3 L/kg for the PNEC calculation using the equilibrium partitioning method.

Accumulation.

There is no risk of bioaccumulation of DBNPA in aquatic organisms as indicated by the log P_{ow} of 0.8, which is below the trigger value of 3, and supported by the results of the bioconcentration study in fish.

Summary table on relevant physico-chemical and fate and behaviour parameter of the active substance			
	Value	Unit	Remarks
Molecular weight	241.9	g/mol	
Log Octanol/water partition coefficient	0.8 (pH 5) 0.8 (pH 7) 0.82 (pH 9)	Log 10	At 20 – 21° C
Solubility in water (g/l)	10.8 (pH5) 14.4 (pH5) 20.2 (pH5)	g/l	at 10°C at 20°C at 30°C

Summary table on relevant physico-chemical and fate and behaviour parameter of the active substance			
	Value	Unit	Remarks
	11.5 (pH7) 14.1 (pH7) 18.6 (pH7) 19.9 (pH9)		at 10°C at 20°C at 30°C at 20°C
Organic carbon/water partition coefficient (Koc)	27.3	l/kg	QSAR
Henry's Law Constant (20 °C)	1.99 x 10 ⁻⁵ 2.04 x 10 ⁻⁵ 1.45 x 10 ⁻⁵	Pa/m ³ /mol	pH 5 pH 7 pH 9
Photolytic / photo-oxidative degradation of active substance and resulting relevant metabolites			Due to lack of UV absorbance in the sunlight region DBNPA is not degradable by direct photodegradation in water; however there are some indications that indirect photolysis can take place.
Biodegradability			
Readily biodegradable	NO		
Inherent biodegradable	YES		Based on aerobic biodegradation simulation test (STP simulation). DT ₅₀ for primary degradation is 10 minutes at 20° C and 15 minutes when recalculated to 15 °C
DT ₅₀ for biodegradation in surface water	5.7 hr	hr (at 12°C)	
DT ₅₀ for hydrolysis in surface water	12079 hr pH4 183 hr pH 7	hr (at 12°C /pH)	

Summary table on relevant physico-chemical and fate and behaviour parameter of the active substance			
	Value	Unit	Remarks
	5.6 hr pH 9		
DT ₅₀ for photolysis in surface water	Stable	d or hr	
DT ₅₀ for degradation in soil	28.84	h (at 12°C)	
DT ₅₀ for degradation in air	8.022 d	d	Photo-oxidation in air
DT ₅₀ for degradation in sediment		d or hr	

4.4 PBT and POP assessment

DBNPA is not considered as a PBT or vP/vB substance. DBNPA does not fulfil the criteria for being a persistent organic pollutant (POP).

5 CONCLUSION ON THE ENVIRONMENTAL RISK ASSESSMENT

Non compartment specific exposure relevant to the food chain (secondary poisoning)

The measured log P_{ow} of DBNPA is 0.8, which is far below the relevant trigger value of 3 as stated in the TGD which may indicate a risk for bioaccumulation. It can be assumed that the potential for DBNPA to bioaccumulate is low, and a risk of secondary poisoning is not given.

The measured log P_{ow} of CAM is -0.9, which is far below the relevant trigger value of 3 as stated in the TGD which may indicate a risk for bioaccumulation. It can be assumed that the potential for CAM to bioaccumulate is low, and a risk of secondary poisoning is not given.

Overview on the risk characterization for the environment:

For the surface water a safe use has been identified for DBNPA where the release is to an off-site STP with the relevant dissipation rate in sewer applied. The requirements for acceptable risk are met: The PEC/PNEC values are below the trigger value of 1 for tier 0 (representing absolute worst-case) and for tier 1.

For the freshwater sediment a safe use could be demonstrated for both tiers for DBNPA and CAM as well as DBNPA-derived bromide.

For the sewage treatment plant the results show that a safe use could be demonstrated for both tiers, both for DBNPA and CAM.

Exposure of the atmospheric compartment to DBNPA is considered to be of no concern, as DBNPA has a very low vapour pressure of 1.19×10^{-3} Pa at 19.2 °C, a low Henry's law constant of 1.9×10^{-5} Pa m³ mol⁻¹ and is not used in a manner, which leads to direct release to the atmosphere. DBNPA degrades in the atmosphere by photo-oxidative degradation, having a DT₅₀ value of 8.022 days.

The highest local emission value of 2.03E-07 mg/m³ derived from the on-site STP is below the threshold of concern for atmospheric effects. No concern was found for CAM either.

Soil compartment. The PEC/PNEC ratio was below the trigger value 1 for both tiers for the soil for both DBNPA and for CAM. The concentration of DBNPA and CAM in porewater was below the trigger value of 0.1 ug/L and no further refinement with FOCUS PEARL was necessary.

6 ASSESSMENT OF EXCLUSION, SUBSTITUTION CRITERIA AND POP

Conclusion on exclusion criteria	DBNPA fulfils the criteria of Article 5 (1) (d) of the BPR due to its endocrine disrupting properties for human health.
Conclusion on CMR	DBNPA is not classified for CMR effects
Conclusion on ED assessment	DBNPA fulfils the criterion (d) of Article 5(1) for human health and criterion (e) of Article 10(1) for the environment.
Conclusion on PBT and vP/vB criteria	Not P or vP Not B or vB T DBNPA is not considered as a PBT or vP/vB substance.
Conclusion on substitution criteria	DBNPA fulfils the criteria of Article 10 of the BPR.
Conclusion on LRTAP/POP assessment	DBNPA does not fulfil the criteria for being a persistent organic pollutant (POP).

7 OVERALL CONCLUSIONS

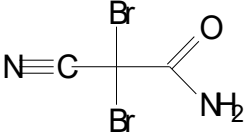
For overall conclusions regarding Exclusion, Substitution and POP criteria and Elements to be taken into account when authorising products see the relevant section in the BPC opinion.

Appendix I: List of endpoints

Chapter 1: Identity, Physical and Chemical Properties, Classification and Labelling

Active substance (ISO Name)	2,2-Dibromo-2-cyanoacetamide (DBNPA)
Product-type	PT 6

Identity

Chemical name (IUPAC)	2,2-Dibromo-2-cyanoacetamide
Other chemical names	DBNPA Dibromonitrilopropionamide 2,2-Dibromo-2-cyanoacetamide
CAS No	10222-01-2
EC No	233-539-7
Other substance No.	-
Minimum purity of the active substance as manufactured (g/kg or g/l)	≥ 980 g/kg
Identity of relevant impurities and additives (substances of concern) in the active substance as manufactured (g/kg)	The substance contains Dibromoacetonitrile being a relevant impurity. Further information on the identity and specification can be found in the confidential part of the CAR. Dibromoacetonitrile (DBAN) max. 1.4 g/kg
Molecular formula	C ₃ H ₂ Br ₂ N ₂ O
Molecular mass	241.9 g/mol
Structural formula	

Physical and chemical properties

Melting point (state purity)	124.5°C; purity: 98.1 ± 0.5 %
Boiling point (state purity)	Decomposes before boiling: 98.1 ± 0.5 %
Thermal stability / Temperature of decomposition	Decomposition > 201°C; purity 98%
Appearance (state purity)	Solid crystalline; off-white; mild pungent
Bulk density (state purity)	Bulk density: 1.356 g/cm ³ at 25°C; purity 98%
Surface tension (state temperature and concentration of the test solution)	72.2 ± 0.6 mN · m ⁻¹ at 25.0 ± 0.5 °C; Purity: 98.1 ± 0.5 % Concentration: Technical DBNPA (98.1% ± 0.5 %wt) at 1 g/L

Vapour pressure (in Pa, state temperature)	1.19 x 10 ⁻³ Pa at 19.2°C; purity: 98% 2.61 x 10 ⁻² Pa at 40.2 °C; purity: 98% 2.1 x 10 ⁻³ Pa at 25 ⁰ C (calculated)
Henry's law constant (Pa m ³ mol ⁻¹)	pH 5 = 1.99 x 10 ⁻⁵ Pa m ³ mol ⁻¹ pH 7 = 2.04 x 10 ⁻⁵ Pa m ³ mol ⁻¹ at 20°C pH 9 = 1.45 x 10 ⁻⁵ Pa m ³ mol ⁻¹
Solubility in water (g/l or mg/l, state temperature)	10.8 g/L (pH 5, 10°C) 14.4 g/L (pH 5, 20°C) 20.2 g/L (pH 5, 30°C) 11.5 g/L (pH 7, 10°C) 14.1 g/L (pH 7, 20°C) 18.6 g/L (pH 7, 30°C) 19.9 g/L (pH 9, 20°C) Purity: 99.23%
Solubility in organic solvents (in g/l or mg/l, state temperature)	> 250 g/L in PEG 200 and acetone at 15 ± 1 °C and 30 ± 1 °C; purity = 98.1 ± 0.5 %
Stability in organic solvents used in biocidal products including relevant breakdown products	Not applicable (organic solvents not used in biocidal products)
Partition coefficient (log P _{ow}) (state temperature)	pH 5: log P _{ow} = 0.80 (K _{ow} = 6.24) pH 7: log P _{ow} = 0.80 (K _{ow} = 6.31) pH 9: log P _{ow} = 0.82 (K _{ow} = 6.61) all at 20 – 21 °C Purity = 99.5%
Dissociation constant	Spectrophotometric method: pK _a = 8.3 ± 0.3 Titrimetric method: pK _a = 8.24 ± 0.05
UV/VIS absorption (max.) (if absorption > 290 nm state ε at wavelength)	-
Flammability or flash point	DBNPA i) does not propagate combustion, and is not classified as flammable solid in terms of its burning characteristics; purity = 98.1 ± 0.5 %
Explosive properties	DBNPA does not react with combustible material. DBNPA is not impact sensitive; purity = 98 %

Oxidising properties	DBNPA consists of carbon, hydrogen, nitrogen, oxygen and bromine. The bromines and the oxygen atom are only bonded to carbon. The oxygen balance is negative at -39.69. Therefore, DBNPA does not react exothermically with combustible materials.
Auto-ignition or relative self-ignition temperature	DBNPA does not ignite before melting; purity = 98.1 ± 0.5 %

Classification and proposed labelling

with regard to physical hazards

No classification proposed

with regard to human health hazards

Acute Tox. 3, H301
Acute Tox. 2, H330
Skin Irrit. 2, H315
Eye Dam. 1, H318
Skin Sens. 1, H317
STOT RE 1, H372 (respiratory tract)
(inhalation)

with regard to environmental hazards

Aquatic Acute 1, H410
Aquatic Chronic 1

Chapter 2: Methods of Analysis

Analytical methods for the active substance

Technical active substance (principle of method)

DBNPA; RP-HPLC-UV.

Impurities in technical active substance (principle of method)

Impurities; HPLC-UV.

Analytical methods for residues

Soil (principle of method and LOQ)

Dibromoacetic acid(DBAA) in soil; LC/MS/MS; LOQ = 0.05 mg/kg
No method has been developed for DBNPA or Dibromoacetonitrile (DBAN), as method validation is not feasible due to instability of the compounds and hence rapid degradation.

Air (principle of method and LOQ)

DBNPA in air; HPLC-UV; LOQ = 0.004 mg/m³
DBNPA in air; LC-HR-MS; LOQ = 0.004 mg/m³
No method has been developed for DBAA or DBAN, as method validation is not feasible due to instability of the compounds and hence rapid degradation.

Water (principle of method and LOQ)

DBAA in water; LC/MS/MS; LOQ = 0.1 µg/L
No method has been developed for DBNPA or DBAN, as method validation is not feasible due to instability of the compounds and hence rapid degradation.

Body fluids and tissues (principle of method and LOQ)

Cyanoacetamide (CAM); LC/MS/MS; LOQ =0.5 mg CAM/L rat blood and 0.5 mg CAM/kg rat liver.
No method has been developed for DBNPA. Validation of an analytical method for the determination of DBNPA in rat blood and liver tissue was unsuccessful due to the instability of DBNPA in those matrices.

Food/feed of animal origin (principle of method and LOQ for methods for monitoring purposes)

DBAA; LC/MS/MS; LOQ =0.01 µg/g (milk and meat)
No method has been developed for DBNPA or DBAN.
Validation of an analytical method for the determination of DBNPA in rat blood and liver tissue was unsuccessful due to the instability of DBNPA in those matrices.

Chapter 3: Impact on Human Health

Absorption, distribution, metabolism and excretion in mammals

Rate and extent of oral absorption:

100 %

Rate and extent of dermal absorption:

A dermal penetration study is not available for DBNPA. Default values for dermal absorption according to EFSA's guidance must therefore be applied.

Distribution:

-

Potential for accumulation:

No potential for bioaccumulation. DBNPA is equally distributed over the blood circulation to all tissues and organs.

Rate and extent of excretion:

The vast majority is excreted within one day (>85% of radioactivity administered), almost exclusively in the urine. The amount in faeces was 5.6% after 7 days.

Toxicologically significant metabolite(s)

DBAN (dibromoacetonitrile) and DBAA (dibromoacetamide) are separately more toxic than DBNPA. The toxicity of these molecules is considered to be covered by the studies conducted with the parent DBNPA as these molecules account for about 16% of the radioactivity applied in the rat metabolism study.

Bromide is considered responsible for the thyroid disrupting properties of DBNPA.

The toxicity of bromide molecule was not covered by the studies as there was data gaps related to thyroid endocrine activity. A literature search on bromide verified the observed effects for DBNPA in the thyroid.

Acute toxicity

LD₅₀ oral

118 mg/kg bw (rabbit females, males; guinea pig females)

LD₅₀ dermal

> 2000 mg/kg bw (rabbit)

LC₅₀ inhalation

0.24 mg/L (dust/mist) (rat, females)

Skin corrosion/irritation

DBNPA produced signs of dermal irritation

Eye irritation

DBNPA is considered eye corrosive

Respiratory tract irritation

-

Skin sensitisation (test method used and result)

DBNPA showed skin sensitising properties (modified Buehler test, 6 of 20 animals)

Respiratory sensitisation (test method used and result)

-

Repeated dose toxicity

Short term

Species / target / critical effect

Beagle dogs /oral diet/4-week study/gastric haemorrhage in one high dose male dog Rats/dermal/28 d study/ skin reactions no biologically relevant systemic toxicity
--

Relevant oral NOAEL / LOAEL

3.5 mg/kg bw/d / 15.9 mg/kg bw/d

Relevant dermal NOAEL / LOAEL

309 mg/kg bw/d / 1030 mg/kg bw/d [local effects]
--

Relevant inhalation NOAEL / LOAEL

-

Subchronic

Species/ target / critical effect

Dogs / feeding / 90 day-study/ increased relative and absolute thyroid weight and a very slight dilatation of thyroid follicles Rats/dermal/90 d/ topical response of the skin, no findings concerning functional observable battery (FOB)

Relevant oral NOAEL / LOAEL

5.9 mg/kg bw/d / 10.7 mg/kg bw/d

Relevant dermal NOAEL / LOAEL

309 mg/kg bw/d / 1030 mg/kg bw/d

Relevant inhalation NOAEL / LOAEL

-

Long term

Species/ target / critical effect

Rats / feeding /2 years/ hyperplasia of the thyroid follicular cells
--

Relevant oral NOAEL / LOAEL

1.4mg/kg bw/d / 9.6 mg/kg bw/day

Relevant dermal NOAEL / LOAEL

-

Relevant inhalation NOAEL / LOAEL

-

Genotoxicity

DBNPA is not genotoxic

Carcinogenicity

Species/type of tumour

No oncogenic potential

Relevant NOAEL/LOAEL

-

Reproductive toxicityDevelopmental toxicity

Species/ Developmental target / critical effect

Rabbits / dams / reduced food consumption, reduced body weight gain.
Rabbits / fetuses / minor skeletal effects at maternally non-toxic doses, which were not dose related or significantly increased on a litter base

Relevant maternal NOAEL

10 mg/kg bw/d

Relevant developmental NOAEL

≥ 30 mg/kg bw/d

Fertility

Species/critical effect

Rats/gavage/ Dyspnoea, piloerection, hunched posture.
No effects on pup development.
No effects on fertility.

Relevant parental NOAEL

15 mg/kg bw/d

Relevant offspring NOAEL

≥ 30 mg/kg bw/d

Relevant fertility NOAEL

≥ 30 mg/kg bw/d

Neurotoxicity

Species/ target/critical effect

Rats /12 months / Diet/ Treatment-related decrease in male body weights and slight decrease in hindlimb grip performance (<20%)
NOAEL: 9.6 mg/kg bw/d

Developmental Neurotoxicity

Species/ target/critical effect

-

Immunotoxicity

Species/ target/critical effect

-

Developmental Immunotoxicity

Species/ target/critical effect

-

Other toxicological studies

It has been seen in human studies that DBNPA shows mild irritation and is a skin sensitizer.

Due to multifocal fibrosis and/or necrosis in the larynx and lung at 5.4 mg/m³ in a 2-week inhalation study in rats, RAC concluded on 19 June 2019 to classify DBNPA as STOT RE 1; H372 (respiratory tract)(inhalation). The study was not provided in the BPR dossier.

Medical data

-

Summary

	Value	Study	Safety factor
AEL _{long-term}	0.014 mg/kg bw/day	Chronic 2 year rat toxicity/carcinogenicity study	100
AEL _{medium-term}	0.059 mg/kg bw/day	Subchronic 90 d dog study	100
AEL _{short-term}	0.14 mg/kg bw/day	Subacute 28 d dog study	25
ADI	0.014 mg/kg bw/day	Chronic 2 year rat toxicity/carcinogenicity study	100
ARfD	0.14 mg/kg bw/day	Subacute 28 d dog study	25

MRLs

Relevant commodities

Bromide ion: 0.05-400 mg/kg for various fruits, vegetables and animal origin products in Reg. (EC) No 839/2008

Reference value for groundwater

According to BPR Annex VI, point 68

-

Dermal absorptionStudy (*in vitro/vivo*), species tested

A dermal penetration study is not available for DBNPA.

Formulation (formulation type and including concentration(s) tested, vehicle)

Not relevant

Dermal absorption values used in risk assessment

Default values for dermal absorption according to EFSA's guidance must be applied.

Acceptable exposure scenarios (including method of calculation)

Formulation of biocidal product

DBNPA technical or 20% solution

Intended uses

PT6; Short-term preservation of mineral slurries prior to use

Industrial users	Acceptable; RISKOFDERM Connecting Lines model (HEEG opinion no 1) for connecting/disconnecting IBC to automated dosing system.
Professional users	Acceptable (see Industrial users)
Non-professional users	Not relevant
General public	Not relevant
Exposure via residue in food	Not relevant for DBNPA. Acceptable for DBNPA-derived bromide.

Chapter 4: Fate and Behaviour in the Environment

Route and rate of degradation in water

Hydrolysis of active substance and relevant metabolites (DT ₅₀) (state pH and temperature)	
pH 4	<p>DBNPA: 578 hours (50°C) 12079 hours (12°C)</p> <p>DBAN: 1450 hours (50°C) 30300 hours (12°C)</p>
pH 7	<p>DBNPA: 65 hours (25°C) 183 hours (12°C)</p> <p>DBAN: 390 hours (25°C) 1100 hours (12°C)</p>
pH 9	<p>DBNPA: 5.2 hours (13°C) 5.6 hours (12°C)</p> <p>DBAN: 64 hours (13°C) 69 hours (12°C)</p>
Photolytic / photo-oxidative degradation of active substance and resulting relevant metabolites	Due to lack of UV absorbance in the sunlight region DBNPA is not degradable by direct photodegradation in water; however there are some indications that indirect photolysis can take place.
Readily biodegradable (yes/no)	<p><i>DBNPA: NO</i></p> <p><i>DBAN: Ready biodegradable, but failing the 10d window.</i></p> <p><i>CAM: yes</i></p>

Inherent biodegradable (yes/no)

DBNPA:
 Yes
 Based on aerobic biodegradation simulation test (STP simulation).
 DT₅₀ for primary degradation is 10 minutes at 20° C and 15 minutes when recalculated to 15 °C

DBAN: no
DBAA: inherently biodegradable.
CAM: inherently biodegradable.

Biodegradation in freshwater

Aerobic: DT₅₀ 2 hour at 25°C corresponding to 5.7 hours at 12°C.

Biodegradation in seawater

DBNPA is inherently biodegradable

Non-extractable residues

-

Distribution in water / sediment systems (active substance)

-

Distribution in water / sediment systems (metabolites)

-

Route and rate of degradation in soil

Mineralization (aerobic)

-

Laboratory studies (range or median, with number of measurements, with regression coefficient)

-

DT_{50lab} (20°C, aerobic):

1.2 days at 12°C
CAM:
 2.95 days at 12°C

DT_{90lab} (20°C, aerobic):

-

DT_{50lab} (10°C, aerobic):

-

DT_{50lab} (20°C, anaerobic):

-

degradation in the saturated zone:

-

Field studies (state location, range or median with number of measurements)

DT_{50f}:

-

DT_{90f}:

-

Anaerobic degradation

-

Soil photolysis

-

Non-extractable residues

-

Relevant metabolites - name and/or code, % of applied a.i. (range and maximum)

-

Soil accumulation and plateau concentration

-

Adsorption/desorptionK_a , K_dK_a = 0.94; K_a (Freundlich) = 1.19K_{aoc} , K_{doc}K_d = 7.26

pH dependence (yes / no) (if yes type of dependence)

K_{aoc} = 236.9K_{doc} = 5.41

L/kg

The experimentally determined mean adsorption coefficient was calculated as K_{ads oc F} = 236.9 L/kg.; however, it should be taken into account that this value does not correspond to DBNPA alone but also to the sum of its degradation products. Accordingly, it has been chosen to use the QSAR K_{oc} of 27.3 L/Kg for the PNEC calculation.

Fate and behaviour in air

Direct photolysis in air

Due to lack of UV absorbance in the sunlight region DBNPA is not degradable by direct photodegradation

Quantum yield of direct photolysis

Photo-oxidative degradation in air

Half-life of 8.022 days (24-hrday; 0.5E6 OH/cm³)

Volatilization

Not likely

Reference value for groundwater

According to BPR Annex VI, point 68

-

Monitoring data, if available

Soil (indicate location and type of study)

-

Surface water (indicate location and type of study)

DBNPA was not found in any of the samples (monitoring study in Sweden 2008).

Ground water (indicate location and type of study)

-

Air (indicate location and type of study)

-

Chapter 5: Effects on Non-target Species**Toxicity data for aquatic species (most sensitive species of each group) for DBNPA**

Species	Time-scale	Endpoint	Toxicity
Fish			
Sheepshead minnow (<i>Cyprinodon variegatus</i>)	96 hours	Mortality	LC ₅₀ = 3.4 mg/L
Rainbow trout (<i>Salmo gairdneri</i>)	85 days	Embryo viability, survival of embryos at hatch and survival and growth (weight and length) of larvae after 60 days post-hatch exposure	NOEC: 0.47 mg/L
Invertebrates			
Mysid shrimp (<i>Mysidopsis bahia</i>)	96 hours	Mortality	LC ₅₀ = 0.72 mg/L
<i>Daphnia magna</i>	21 days	Mortality and sublethal effects that included reproduction and growth	NOEC = 0.060 mg/L
Algae			
<i>Scenedesmus subspicatus</i>	72 hours	Growth inhibition	E _b C ₅₀ = 0.9 mg/L E _r C ₅₀ = 2.3 mg/L NOEC = 0.36 mg/L
Microorganisms			
Activated sludge	3 hours	Respiration inhibition	EC ₅₀ = 4.6 mg/L

Toxicity data for aquatic species (most sensitive species of each group) for dibromoacetonitrile (DBAN):

Species	Time-scale	Endpoint	Toxicity
Fish			
Invertebrates			
<i>Daphnia magna</i>	48 hours	Mortality	EC ₅₀ = 0.20 mg/L

Algae			
Microorganisms			

Toxicity data for aquatic species (most sensitive species of each group) for dibromoacetic acid (DBAA):

Species	Time-scale	Endpoint	Toxicity
Fish			
Invertebrates			
<i>Daphnia Magna</i>	48 hours	Mortality	EC ₅₀ = >100 mg/L
Algae			
<i>Selenastrum capricornutum</i>	72	Growth inhibition	E _b C ₅₀ = 1.3 mg/L E _r C ₅₀ = 48 mg/L NOEC = 2.2 mg/L
Microorganisms			

Toxicity data for aquatic species (most sensitive species of each group) for : cyanoacetamide (CAM)

Species	Time-scale	Endpoint	Toxicity
Fish			
	96	Mortality	EC 50 = 1000 mg/L (QSAR)
Invertebrates			
<i>Daphnia magna</i>	48 hours	Mortality	EC ₅₀ = 13000 mg/L (QSAR)
Algae			
<i>Green algae</i>	72 hours	Growth inhibition	EC ₅₀ = 200 mg/L (QSAR)
Microorganisms			

**Toxicity data for aquatic species (most sensitive species of each group) for : •
Dibromomalonamide (DBMAL)**

Species	Time-scale	Endpoint	Toxicity
Fish			
Invertebrates			
<i>Daphnia magna</i>	48 hours	Mortality	EC50 = 20.8 mg/L
Algae			
<i>Pseudokirchneriella subspicatus</i>	• 72 hours	• Growth inhibition	• NOEC 0.81 mg/L E _b C ₅₀ = 3.3 mg/L E _r C ₅₀ = 10.1 mg/L
Microorganisms			

Effects on earthworms or other soil non-target organisms

Acute toxicity to earthworms

LC50 = 216 mg/kg soil dw

Reproductive toxicity to earthworms

.

Effects on terrestrial plants

Acute toxicity to terrestrial plants
(Annex IIIA, point XIII 3.4)

EC₅₀: 21.8 mg/kg soil dw.(biomass)
NOEC = 4.12 mg/kg soil dw.
Normalized and converted to a standard soil:
EC₅₀: 57.01 mg/kg soil dw.(biomass)
NOEC = 10.78 mg/kg soil dw.

Effects on soil micro-organisms

Nitrogen mineralization

-

Carbon mineralization

-

Effects on terrestrial vertebrates

Acute toxicity to mammals

-

Acute toxicity to birds

-

Dietary toxicity to birds

-

Reproductive toxicity to birds

-

Effects on honeybees

Acute oral toxicity

-

Acute contact toxicity

-

Effects on other beneficial arthropods

Acute oral toxicity

-

Acute contact toxicity

-

Acute toxicity to

-

Bioconcentration

Bioconcentration factor (BCF)

-

Depration time (DT₅₀)

-

Depration time (DT₉₀)

-

Level of metabolites (%) in organisms
accounting for > 10 % of residues

-

Chapter 6: Other End Points

None

Appendix II: Overall reference list (Separate Annex in the confidential folder)